

Class: 6

Lesson-wise Plan - 2021-22

Subject: Social Studies (SEM-1)

Week(s)	Unit / Lesson	Learning outcome(s)	Activities by			References	
			Teacher	Student		Physical	Digital
				Individual	Group		
1 & 2	Our Earth in the Solar System	<p>The students will be able to ...</p> <ul style="list-style-type: none"> <li>• understand the celestial bodies, different components of the solar system.</li> <li>• differentiate among stars, planets and satellites.</li> <li>• recognize that the Earth is a unique celestial body.</li> </ul>	<p>Introduction</p> <ol style="list-style-type: none"> <li>1. Constellations, Solar System, The Sun</li> <li>2. Planets</li> <li>3. The Earth-Lithosphere, Hydrosphere, Atmosphere, Biosphere</li> <li>4. Satellites, The Moon, Man-made Satellites</li> <li>5. Asteroids, Meteoroids, Comets, Galaxy, Universe</li> </ol>	Do the activities in the text book page no. 3 & 6	<p>Prepare a model of Solar System as a Group activity.</p> <p>Participate in the activity in text book page no. 14</p>	Solar system working model Globe	<p><a href="https://youtu.be/Ihjohb078qw">https://youtu.be/Ihjohb078qw</a></p> <p><a href="https://youtu.be/NYHndylHIWs">https://youtu.be/NYHndylHIWs</a></p> <p><a href="https://diksha.gov.in/play/content/do_3131171364596695041682">https://diksha.gov.in/play/content/do_3131171364596695041682</a></p> <p><a href="https://spaceplace.nasa.gov/menu/solar-system/">https://spaceplace.nasa.gov/menu/solar-system/</a></p> <p>Diksha videos</p> <p>You tube videos</p> <p>Google search</p>
3 & 4	Globe – Model of the Earth	<p>The students will be able to ...</p> <ul style="list-style-type: none"> <li>• understand the Globe as a true model of the Earth.</li> <li>• differentiate between latitudes and longitudes.</li> </ul>	<ol style="list-style-type: none"> <li>1. Introduction</li> <li>2. Axis of the Earth, Northern</li> </ol>	Do the activities in the text book page no. 17, 18, 23, 25 & 26	Prepare a model of Globe as a Group activity.	Globe World map	<p><a href="https://diksha.gov.in/play/content/do_3129924358365839361257">https://diksha.gov.in/play/content/do_3129924358365839361257</a></p>

Class: 6

Lesson-wise Plan - 2021-22

Subject: Social Studies (SEM-1)

Week(s)	Unit / Lesson	Learning outcome(s)	Activities by			References	
			Teacher	Student		Physical	Digital
				Individual	Group		
		<ul style="list-style-type: none"> <li>explain the reason for occurrence of day and night.</li> </ul>	and South- ern Hemi- spheres 3. Latitudes, Longitudes 4. Move- ments of the Earth 5. Equinox 6. Eclipses – Solar Eclipse, Lunar Eclipse		Participate in the project work in text book page no. 27		<a href="https://diksha.gov.in/play/content/do_3129922910503649281264">https://diksha.gov.in/play/content/do_3129922910503649281264</a> Diksha videos You tube videos Google search
5 & 6	Maps	The students will be able to ... <ul style="list-style-type: none"> <li>differentiate between map and sketch.</li> <li>understand components of a map.</li> <li>locate continents, oceans in the world map.</li> </ul>	1. Introduc- tion 2. Sketch, Map 3. Compo- nents of the map- Directions, Scale, Symbols, Colours or patterns 4. Types of Maps- Political	Do the activities in the text book page no. 30, 31, 32 & 35	Prepare physical map as a Group activity. Prepare an Atlas with various maps.	World map India political map India physical map	<a href="https://diksha.gov.in/play/content/do_31299083180501401617">https://diksha.gov.in/play/content/do_31299083180501401617</a> <a href="https://diksha.gov.in/play/content/do_31299083381402009617">https://diksha.gov.in/play/content/do_31299083381402009617</a> Diksha videos You tube videos Google search

Class: 6

Lesson-wise Plan - 2021-22

Subject: Social Studies (SEM-1)

Week(s)	Unit / Lesson	Learning outcome(s)	Activities by			References	
			Teacher	Student		Physical	Digital
				Individual	Group		
			map, Physical map, Thematic map 5. Maps based on scale • Uses of maps, GPS, web-based maps				
8 & 9	Land-forms- Andhra Pradesh	The students will be able to ... • understand the meaning of landforms. • differentiate various landforms. • locate various landforms, districts in Andhra Pradesh.	1. Introduction of Landforms (Part-A) 2. Part A: Major Land-forms- Mountains, Plateaus, Plains 3. Part B: Major Landforms of Andhra Pradesh	Do the activities in the text book page no. 44 & 52	Prepare a model of plains, plateaus and mountains with clay as a Group activity. Participate in the project work in text book page no. 52	Globe Andhra Pradesh map India Map	Diksha videos You tube videos Google search

Class: 6

Lesson-wise Plan - 2021-22

Subject: Social Studies (SEM-1)

Week(s)	Unit / Lesson	Learning outcome(s)	Activities by			References	
			Teacher	Student		Physical	Digital
				Individual	Group		
			4. Mountains or Hills 5. Plateaus 6. Plains, Diversity in life styles				
10 & 11	Early life to Settled life	The students will be able to ... <ul style="list-style-type: none"> <li>• know about nomadic life of early people, food gathering, use of fire.</li> <li>• discuss how better the stone tools were used by the early people.</li> <li>• appreciate the life style of ancient people.</li> </ul>	1. Introduction 2. Early People, Nomadic life, Reasons for moving, Finding out about fire 3. How do we know about those people? – Belum caves, Rock Paintings 4. Transforming to farming and herd-	Do the activities in the text book page no. 54, 55, & 60	Prepare a model of Stone tools used by early people with clay as a Group activity. Participate in the project work in text book page no. 62	Pictures or models of rock tools of ancient people India political map India physical map	Diksha videos You tube videos Google search

Class: 6

Lesson-wise Plan - 2021-22






Subject: Social Studies (SEM-1)

Week(s)	Unit / Lesson	Learning outcome(s)	Activities by			References	
			Teacher	Student		Physical	Digital
				Individual	Group		
			ing- Growing plants, Rearing Animals 5. Towards a settled life, Stone tools used by the farmer-herders				
12 & 14	& 14 Early Civilisations	The students will be able to ... • understand the Harappa and Mohenjo-daro civilizations. • appreciate the life styles in early civilizations. • locate the place of early civilizations in India map.	1. Introduction 2. Indus valley Civilisation – City planning, Drainage system, Houses, Economic life, social life, Food and Crops, Entertainment, Art, Religion, Script,	Do the activities in the text book page no. 66, 67 & 72	Prepare a scrap book with the picture of early civilizations. Participate in the project work in text book page no. 73	India Map	Diksha videos You tube videos Google search

Class: 6

Lesson-wise Plan - 2021-22

Subject: Social Studies (SEM-1)

Week(s)	Unit / Lesson	Learning outcome(s)	Activities by			References	
			 Teacher	Student		 Physical	 Digital
				 Individual	 Group		
			Weights and measures, Causes of the decline 3. Vedic Period - Advent of Aryans 4. Later Vedic Period				

Class: 6

Lesson-wise Plan - 2021-22

Subject: Social Studies (SEM-2)

Week(s)	Unit / Lesson	Learning outcome(s)	Activities by			References	
			Teacher	Student		Physical	Digital
				Individual	Group		
19 & 20	Emergence of Kingdoms and Republics	<p>The students will be able to ...</p> <ul style="list-style-type: none"> <li>• know the factors responsible for the rise of Janapadas and Mahajanapadas.</li> <li>• understand the evolution of Indian polity from Janapadas to Kingdoms.</li> </ul>	<ol style="list-style-type: none"> <li>1. Introduction</li> <li>2. How do we know about the Mahajanapadas? - Mahajanapadas, Cities of Mahajanapadas</li> <li>3. Kings, Army and Taxes</li> <li>4. Gana, Kingdom, Magadha – A powerful kingdom, Vajji- A Gana, Emergence of new thoughts and religions</li> </ol>	Do the activities in the text book page no. 75, 77 & 86	Participate in the project work in text book page no. 86	India Map	<p>Diksha videos</p> <p>You tube videos</p> <p>Google search</p>



Class: 6

Lesson-wise Plan - 2021-22

Subject: Social Studies (SEM-2)

Week(s)	Unit / Lesson	Learning outcome(s)	Activities by			References	
			Teacher	Student		Physical	Digital
				Individual	Group		
21 & 22	Kingdoms and Empires	The students will be able to ... <ul style="list-style-type: none"> <li>• learn about the Mauryan dynasty and Ashokadharma.</li> <li>• know about important kings of Gupta dynasty and their important contributions.</li> </ul>	1. Introduction 2. Mauryan dynasty, Ashoka-Battle of Kalinga, Ashoka's Inscription on Kalinga war, what did Ashoka do for his people 3. Gupta's Empire	Do the activities in the text book page no. 89, 90, 92, 94 & 97		India Map - Mauryan dynasty, Ashoka Dynasty.	Diksha videos You tube videos Google search
23 & 25	Government	The students will be able to ... <ul style="list-style-type: none"> <li>• understand the meaning and functions of the government.</li> <li>• appreciate the role of government in our lives.</li> <li>• understand the organs, types and levels of government.</li> </ul>	1. Introduction 2. What is Government? what does a government do? 3. Types of Governments- Monarchy,	Do the activities in the text book page no. 101, 102, 103 & 109	Participate in the project work in text book page no. 109 Collect images or newspaper cuttings various government activities in	India Map	Diksha videos You tube videos Google search



Class: 6

Lesson-wise Plan - 2021-22

Subject: Social Studies (SEM-2)

Week(s)	Unit / Lesson	Learning outcome(s)	Activities by			References	
			Teacher	Student		Physical	Digital
				Individual	Group		
			Democ- racy 4. Demo- cratic Govern- ments 5. Govern- ment at different levels		present days and prepare a scrap book		
26 & 27	Local Self- Govern- ment	The students will be able to ... • understand the functions of local self-governments. • appreciate the role of local gov- ernment in our lives. • differentiate the rural and urban local self-governments.	1. Introduc- tion Providing public amenities 7. Local Self- Govern- ments in Rural Areas Panchayat 8. Mandal and Zilla Parishad 9. Local self- govern- ments in urban areas	Do the activities in the text book page no. 112, 115, 117, 118 & 120	Participate in the project work in text book page no. 120 Participate Model Elections. Participate Mock Grama Sabha and Grama Panchayat.	Andhra Pradesh Map	Diksha videos You tube videos Google search

Class: 6

Lesson-wise Plan - 2021-22






Subject: Social Studies (SEM-2)

Week(s)	Unit / Lesson	Learning outcome(s)	Activities by			References	
			Teacher	Student		Physical	Digital
				Individual	Group		
28	Indian Culture, Languages and Religions	The students will be able to ... <ul style="list-style-type: none"> <li>• know the concept of culture.</li> <li>• discuss the basic ideas and central values of the religions.</li> <li>• understand how did the language evolve.</li> <li>• appreciate the concept of unity in diversity</li> </ul>	1. Introduction, The concept of Culture, Indian Culture, Language 2. Religion – Belief systems in the ancient days 3. Hinduism, Jainism, Buddhism 4. Christianity, Islam, Sikhism. 5. Unity in Diversity	Do the activities in the text book page no. 123, 126 & 134	Participate in the project work in text book page no. 134	India Map	Diksha videos You tube videos Google search
29	Towards Equality	The students will be able to ... <ul style="list-style-type: none"> <li>• recognize various forms of discriminations.</li> <li>• understand the nature and sources of discrimination.</li> <li>• differentiate between equality and inequality in various forms.</li> </ul>	1. Introduction, Diversity, Discrimination 2. Prejudice, Stereotype 3. Discrimi-	Do the activities in the text book page no. 141 & 144	Participate in the project work in text book page no. 146	Pictures of APJ. Abdul Kalam Mariyappan Tahangavelu Smt. Sindhutai	Diksha videos You tube videos Google search

Class: 6

Lesson-wise Plan - 2021-22

Subject: Social Studies (SEM-2)

Week(s)	Unit / Lesson	Learning outcome(s)	Activities by			References	
			 Teacher	Student		 Physical	 Digital
				 Individual	 Group		
			nation is of different types 4. Inequality, Steps towards equality 5. Will discrimination and inequalities stop people from achieving their goal?				

Class: 7

Lesson-wise Plan - 2021-22

Subject: Social Studies (SEM-1)

Week(s)	Unit / Lesson	Learning outcome(s)	Activities by			References	
			Teacher	Individual	Group	Physical	Digital
1,2& 3	The Universe and The Earth	<p>The students will be able to ...</p> <ul style="list-style-type: none"> <li>• understand the origin of the Universe and the Solar system</li> <li>• understand the components of the Environment.</li> <li>• appreciate the role of minerals in human life.</li> <li>• know about the important realms of the Earth.</li> <li>• locate various water bodies on the world map.</li> <li>• describe relations among the components of the environment.</li> <li>• know the factors effecting air and water pollution.</li> <li>• suggest preventive measures of disasters.</li> </ul>	<p>Introduction</p> <ol style="list-style-type: none"> <li>1. The Universe- Origin of the Universe.</li> <li>2. The Solar system- Origin of the Solar System.</li> <li>3. Environment Natural, Human and Human made.</li> <li>4. Natural Environment- Lithosphere, Hydrosphere, Atmosphere and Bio-Sphere</li> <li>5. Pollution</li> <li>6. Disasters- Natural and Human caused</li> </ol>	Do the activities given in the text book page nos. 5,7,8 and 11	<p>Prepare a model of Interior of the Earth as a Group activity.</p> <p>With in the groups Participate in the activities which is given page no. 16 in text book</p>	Posters showing different kinds of environment. Globe	<p><a href="https://spaceplace.nasa.gov/menu/solar-system/">https://spaceplace.nasa.gov/menu/solar-system/</a></p> <p><a href="https://imd.gov.in/disasters/">https://imd.gov.in/disasters/</a> watch the videos through DIKSHA and YouTube</p>

Class: 7

Lesson-wise Plan - 2021-22






Subject: Social Studies (SEM-1)

Week(s)	Unit / Lesson	Learning outcome(s)	Activities by			References	
			Teacher	Student		Physical	Digital
				Individual	Group		
4 & 5	Forests	<p>The students will be able to ...</p> <ul style="list-style-type: none"> <li>• know the different climatic Regions in the world and identify them in the world map.</li> <li>• understand the concept of the forest, social forestry and differentiate various forests.</li> <li>• analyse the issues related to deforestation and identify the reasons.</li> <li>• appreciate the role of forests in human life.</li> <li>• create a table with the information regarding various forests.</li> <li>• locate important forests in the outline map of India &amp; AP.</li> </ul>	<ol style="list-style-type: none"> <li>1. Introduction</li> <li>2. Climatic Regions</li> <li>3. Concept and Types of Forests- Evergreen forests, Deciduous forests, Thorn forests, Mangrove forests, Montane forests.</li> <li>4. Uses of Forests</li> <li>5. Issues and reasons for deforestation</li> <li>6. Social forestry and conservation of forests.</li> </ol>	Do the activities given in the text book page nos. 20, 21, 22, 23, 25, 27 and 29.	Plant and maintain school garden. Participate in the project work in text book page no. 32	Globe Thematic map of forests	<a href="https://en.wikipedia.org">https://en.wikipedia.org</a> watch the videos through DIKSHA and YouTube

Class: 7

Lesson-wise Plan - 2021-22

Subject: Social Studies (SEM-1)

Week(s)	Unit / Lesson	Learning outcome(s)	Activities by			References	
			 Teacher	 Individual	 Group	 Physical	 Digital
6& 8	Learning through Maps	<p>The students will be able to ...</p> <ul style="list-style-type: none"> <li>• understand and use the index of a map like Title, Scale, Symbols, Colors, patterns in map reading, pointing and drawing.</li> <li>• understand various types of maps like Political, Physical, Thematic and Historical and their uses.</li> <li>• locate important countries in the world map, states in the India map.</li> <li>• analyse various types of maps.</li> <li>• prepare various types of maps.</li> </ul>	<ol style="list-style-type: none"> <li>1. Introduction</li> <li>2. Index of a Map- Title, scale, symbols, Colors, legend and pattern.</li> <li>3. Types of Map- Political, Physical, Thematic and Historical</li> </ol>	<p>Do the activities given in the text book page nos. 35, 36, 38, 40, 42, 43, &amp; 45</p>	<p>Prepare India physical Map with clay as a Group activity. Prepare an Atlas with various maps.</p>	<p>World map</p> <p>India political map</p> <p>India physical map</p>	<p><a href="https://maps.google.com">https://maps.google.com</a></p> <p>watch the videos through DIKSHA and YouTube</p>
9 & 10	Kakatiya Kingdom	<p>The students will be able to ...</p> <ul style="list-style-type: none"> <li>• understand the history, culture and heritage of the regional kingdoms in Kakatiya period.</li> <li>• learn the administrative policies, political, social and economic life of the people in the Kakatiya rule.</li> <li>• appreciate the language, culture and heritage which was enriched in the medieval period.</li> <li>• locate the historical places of the Kakatiya dynasty in the outline map of India.</li> </ul>	<ol style="list-style-type: none"> <li>1. Introduction</li> <li>2. Regional kingdoms during medieval period- Chalukyas of kalyani, Yadavas, Hoyasalas, Pandyas.</li> <li>3. Important rulers of</li> </ol>	<p>Do the activities in the text book page nos. 72, 73.</p>	<p>Draw the map showing different Dynasties (in groups ) Participate in the project work in text book page no. 75</p>	<p>Pictures or Architectures in Kakatiya period. AP and Telangana Political maps</p>	<p><a href="https://www.britannica.com">https://www.britannica.com</a> › topic › Kakatiya</p> <p>watch the videos through DIKSHA and YouTube</p> <p>Search in Google for more information</p>

Class: 7

Lesson-wise Plan - 2021-22

Subject: Social Studies (SEM-1)

Week(s)	Unit / Lesson	Learning outcome(s)	Activities by			References	
			Teacher	Student		Physical	Digital
				Individual	Group		
			Kakatiya Dynasty- Prolaraju-II, Rudradeva, Mahadeva, Ganapati-deva, Rudrama-devi, Pratapa-rudra 4. Political, Social and Economic life during Kakatiya Period. 5. Arts and Architecture				
11-12	Vijaya nagara Empire	The students will be able to ... <ul style="list-style-type: none"> <li>understand about the glory of Vijayanagara empire during the medieval period.</li> <li>know contemporary kingdoms of Vijayanagara period in South India i.e., Bahamans, Reddys etc.</li> <li>understand the social, political,</li> </ul>	1. Introduction 2. Rulers of Vijayanagar-Sangama Dynasty, 3. Saluva Dynasty,	Do the activities in the text book page nos. 78, 81, 83 and 86.	Draw the map showing different Dynasties (in groups.) Participate in the project work given in	India map which showing Delhi sultanate area Picture of Sri Krishna devaraya.	<a href="https://www.knowindia.gov.in/culture-and-heritage/vijayanagara-empire">https://www.knowindia.gov.in › culture-and-heritage › vijayanagara empire</a> watch the



Class: 7

Lesson-wise Plan - 2021-22

Subject: Social Studies (SEM-1)

Week(s)	Unit / Lesson	Learning outcome(s)	Activities by			References	
			Teacher	Student		Physical	Digital
				Individual	Group		
		and economic life in this period. • appreciate the heritage of the Vijayanagara empire. • mark the areas ruled by Vijayanagara, Bahaman, Reddy kingdoms in the map of India. • explain Vijayanagara's relations with contemporary kingdoms. • appreciate the role of Sri Krishnadevaraya and his victorious conquests in Vijayanagara empire.	4. Tuluva Dynasty, and Araveedu Dynasty. 5. Political, Social and Economic life of people during Vijayanagara Empire 6. Art and Architecture 7. Contemporary Kingdoms- Bahamanis and Reddy Kingdoms.		text book page no. 61		videos through DIKSHA and YouTube Search in Google for more information
13, 14, 15 & 16	Delhi Sultanate	The students will be able to ... • know about various dynasties of Delhi Sultans. • understand social, political, economic and administrative system under the Delhi Sultanate.	1. Introduction of History. 2. Rulers of Delhi Sultanate-	Do the activities given in the text book page nos. 50,53,56,&58	Prepare a scrap book with the picture of different Vijayanagara	Pictures or Architectures in Kakatiya period. AP & Telangana Political maps	<a href="https://ncert.nic.in/textbook/pdf/gess103">https://ncert.nic.in › textbook › pdf › gess103</a> watch the videos through

Class: 7

Lesson-wise Plan - 2021-22

Subject: Social Studies (SEM-1)

Week(s)	Unit / Lesson	Learning outcome(s)	Activities by			References	
			Teacher	Student		Physical	Digital
				Individual	Group		
		<ul style="list-style-type: none"> <li>appreciate the art, culture, heritage and architectural styles of the Sultanate period.</li> <li>locate the historical places of Delhi Sultanate period in the outline map of India.</li> </ul>	3. Slave Dynasty, 4. Khilji Dynasty, Tuglakh Dynasty, Sayyid Dynasty, and 5. Lodi Dynasty. 6. Political, Social and Economic life during Delhi sultanate 7. Art and Architecture		kings and Art and architecture. Participate in the project work in text book page no. 88		DIKSHA and YouTube
17, 18, 19 & 20	Bhakti and Sufi	The students will be able to ... <ul style="list-style-type: none"> <li>understand the origin, nature and expansion of Bhakti movement</li> <li>know the different types of Bhakti, appreciate the role of poet saints in Bhakti movement</li> <li>understand the salient features and the effects of Bhakti movement</li> </ul>	1. Introduction 2. Bhakti Movement- important saints- their teachings Sufi Movement-	Do the activities given in the text book page nos. 108, 109, 111, & 114	Celebrate different festivals in school premises. Complete the project work which is	Pictures of different saints	watch the videos through DIKSHA and YouTube Search in Google for more information

Class: 7

Lesson-wise Plan - 2021-22

Subject: Social Studies (SEM-2)

Week(s)	Unit / Lesson	Learning outcome(s)	Activities by			References	
			Teacher	Student		Physical	Digital
				Individual	Group		
		<ul style="list-style-type: none"> <li>understand the origin and expansion of Sufi concepts.</li> <li>appreciate the role of Sufi saints and the impact of Sufi movement on society.</li> <li>apply knowledge of the principles of Bhakti movement in real life situations.</li> </ul>	important saints and their teachings.		given in page no 115 in your text book		
21 & 22	Indian Constitution- An Introduction	The students will be able to ... <ul style="list-style-type: none"> <li>understand the background of the Indian constitution.</li> <li>explain the role of the Constituent Assembly and Drafting committee.</li> <li>appreciate the role of Dr. B.R. Ambedkar in making of the Indian Constitution.</li> <li>understand the constitutional values.</li> <li>know the role of Fundamental Rights and Duties in the development of the individual and the society.</li> </ul>	1. Introduction 2. Brief Background of the Indian constitution Types of Governments- Monarchy, Democracy 3. Preamble of the Constitution- Sovereign,	Do the activities given in the text book page nos. 120 & 125	Prepare a model preamble. Prepare a draft constitution of your school as your class project with the help of your teacher	Indian Constitution Model ( If available in school Library) Celebrate constitutional day in your school	<a href="https://legislative.gov.in">https://legislative.gov.in</a> > constitution-of-india watch the videos through DIKSHA and YouTube Search in Google for more information

Class: 7

Lesson-wise Plan - 2021-22

Subject: Social Studies (SEM-2)

Week(s)	Unit / Lesson	Learning outcome(s)	Activities by			References	
			Teacher	Student		Physical	Digital
				Individual	Group		
			Socialist, Secular, Democratic and Republic 4. Salient features of Indian Constitution- Fundamental Rights and Fundamental Duties 5. Values and responsible citizenship				
23 & 25	State Government	The students will be able to ... <ul style="list-style-type: none"> <li>understand the formation of State Government.</li> <li>identify the names of Assembly Constituencies in AP Map.</li> <li>understand the law-making process.</li> <li>understand how the State Government is formed and how it works.</li> </ul>	1. Introduction. 2. How the State Government formed and how it Works? -	Do the activities given in the text book page nos. 135, 137, 139, 141 & 142	Conduct Mock polling for electing class representative Conduct Mock Assembly in your school	State Assembly Picture. Current MLAs, Ministers information chart.	<a href="https://www.india.gov.in">https://www.india.gov.in</a> watch the videos through DIKSHA and YouTube Search in Google for more information

Class: 7

Lesson-wise Plan - 2021-22

Subject: Social Studies (SEM-2)

Week(s)	Unit / Lesson	Learning outcome(s)	Activities by			References	
			Teacher	Student		Physical	Digital
				Individual	Group		
		<ul style="list-style-type: none"> <li>differentiate between Local Government and State Government.</li> <li>explain about District Level Administration.</li> <li>understand the role of media in Government.</li> </ul>	Legislature, Executive, and Judiciary. 3. Process of electing and MLA 4. Governor, Chief Minister, Ministers and MLA,MLC 5. High court 6. Process of Law making. 7. District level administration				
26 & 27	Markets around us	The students will be able to ... <ul style="list-style-type: none"> <li>know about various sources of income.</li> <li>understand and identify what a market is.</li> <li>compare and contrast various types of markets.</li> </ul>	1. Introduction, 2. Sources of Income 3. Different types of markets-	Do the activities in the text book page no. 158, 162, 163, & 165	Participate in the project work in text book page no. 168	Pictures of market Field trip to local market	Watch the videos through DIKSHA and YouTube Search in Google for more information

Class: 7

Lesson-wise Plan - 2021-22

Subject: Social Studies (SEM-2)

Week(s)	Unit / Lesson	Learning outcome(s)	Activities by			References	
			Teacher	Student		Physical	Digital
				Individual	Group		
		<ul style="list-style-type: none"> <li>understand the relation between producers, traders and consumers.</li> <li>collect and compare the prices from various ecommerce sites.</li> <li>explain consumer rights.</li> </ul>	Physical and e-commerce 4. Chain of Markets 5. Consumer rights				
28	Road Safety Education	The students will be able to ... <ul style="list-style-type: none"> <li>understand the concept of road safety.</li> <li>identify the need and significance of road safety education.</li> <li>draw various traffic signs.</li> <li>understand the meaning of traffic chaos, and road marking signs.</li> <li>appreciate the role of traffic police in regulating traffic.</li> <li>apply the knowledge of road safety education in daily life</li> </ul>	1. Introduction 2. Road safety Education-need and Significance. 3. Traffic Chaos 4. Traffic signs – Manual, Electronic 5. Road Making signs- Foot path, Road divider and Zebra Crossing	Do the activities given in the text book page nos. 148, 152, 153 & 154	Prepare model electronic signs. Complete the project which is given in the page no 155 in your text book.	Traffic Signs Model	Watch the videos through DIKSHA and YouTube Search in Google for more information

Class: 7

Lesson-wise Plan - 2021-22

Subject: Social Studies (SEM-2)

Week(s)	Unit / Lesson	Learning outcome(s)	Activities by			References	
			Teacher	Individual	Group	Physical	Digital
29 & 31	Mughal empire	<p>The students will be able to ...</p> <ul style="list-style-type: none"> <li>• know about various Mughal rulers.</li> <li>• understand political, social and economic changes in the Mughal period.</li> <li>• appreciate the Art, Heritage, Culture, Architectural Contributions of Mughals to the Indian History.</li> <li>• know about administrative system of the Mughals.</li> <li>• identify the historical places during Mughal empire in the outline map of India.</li> <li>• understand the life, adventures and achievements of Shivaji.</li> </ul>	<ol style="list-style-type: none"> <li>1. Introduction</li> <li>2. Rulers of Mughal Empire- Babar, Humayun, Akbar, Jahangir, Shahjahan and Aurangzeb.</li> <li>3. Political, Social and Economic conditions during Mughal Empire</li> <li>4. Art and Architecture.</li> <li>5. Contemporary Kingdom- Maratha- Shivaji and his administration.</li> </ol>	Do the activities in the text book page nos. 94,95,96, & 100	Prepare a scrap book with the picture of different Mughal kings and Art, and architecture Participate in the project work in text book page no. 104	India Map which showing Mughal Empire Flow chart of Mughal Kings	Watch the videos through DIKSHA and YouTube Search in Google for more information



Class: 8

Lesson-wise Plan - 2021-22

Subject: Social Studies

Week(s)	Unit / Lesson	Learning outcome(s)	Activities by			References	
			Teacher	Student		Physical	Digital
				Individual	Group		
1-2	1. Reading and analysis of Maps (1-17 Pages)	<p>The students will be able to ...</p> <ul style="list-style-type: none"> <li>differentiate photograph and a map.</li> <li>know how the maps evolved down the ages.</li> <li>know the uses of maps.</li> <li>can read and make thematic maps.</li> <li>appreciate the explorers and map makers for their contribution in map making.</li> </ul>	<ol style="list-style-type: none"> <li>Introduction</li> <li>Maps down the ages, Projection in a Map</li> <li>Colonisation, Explorations, Military use and Map making</li> <li>Use of maps in our times, Reading thematic maps</li> <li>Representation of relief features on maps</li> </ol>	<ol style="list-style-type: none"> <li>Make a population map</li> <li>Read conventional symbols on maps</li> </ol>	Atlas, Map reading	<p>Text book</p> <p>Atlas</p> <p>Maps-Political and Physical and Outline</p>	<p><a href="https://diksha.gov.in/play/collection/do_312531110711533568112401?contentType=TextBook">https://diksha.gov.in/play/collection/do_312531110711533568112401?contentType=TextBook</a></p> <p><a href="https://diksha.gov.in/play/collection/do_312531110711533568112401?contentId=do_312531055536685056211303">https://diksha.gov.in/play/collection/do_312531110711533568112401?contentId=do_312531055536685056211303</a></p>

Class: 8

Lesson-wise Plan - 2021-22






Subject: Social Studies

Week(s)	Unit / Lesson	Learning outcome(s)	Activities by			References	
			Teacher	Student		Physical	Digital
				Individual	Group		
2-4	2. Energy from the Sun	<p>The students will be able to ...</p> <ul style="list-style-type: none"> <li>differentiate Solar energy and Solar radiation.</li> <li>know the importance of Solar energy.</li> <li>understand the recording of temperatures, Highest and lowest temperatures.</li> <li>draw graphs of average temperatures.</li> <li>analyse the factors for having different temperatures at different places.</li> </ul>	<ol style="list-style-type: none"> <li>Introduction</li> <li>Solar Energy and Sun's rays</li> <li>Sun's rays and Earth's surface</li> <li>Land and water contrasts, Heating of the Atmosphere, Heat Balance</li> <li>The temperature of Atmosphere, High and low temperatures</li> <li>Different places have different temperatures, Places near and far</li> </ol>		<ol style="list-style-type: none"> <li>Recording temperatures</li> </ol>	<p>Text Book Globe World Map India Map Wall Graph</p>	<p><a href="https://diksha.gov.in/play/collection/do_312531110711533568112401?contentId=do_312531055613394944211309">https://diksha.gov.in/play/collection/do_312531110711533568112401?contentId=do_312531055613394944211309</a></p>

Class: 8

Lesson-wise Plan - 2021-22

Subject: Social Studies

Week(s)	Unit / Lesson	Learning outcome(s)	Activities by			References	
			 Teacher	Student		 Physical	 Digital
				 Individual	 Group		
			from the sea have different temperatures, Moderate and extreme climates 7. Height and Temperature 8. Temperatures in places near and far from the Equator Temperature maps				
4-5	3. Earth Movements and Seasons (33-39 Pages)	The students will be able to ... • know the different seasons and the changes took place in the environment. • find causes for changing seasons. • know about the temperature belts on the earth.	1. Changing Seasons 2. Factors causing seasons- Curvature of the			Globe Torch Light	<a href="https://youtu.be/taHTA7S_JGk">https://youtu.be/taHTA7S_JGk</a>

Class: 8

Lesson-wise Plan - 2021-22

Subject: Social Studies

Week(s)	Unit / Lesson	Learning outcome(s)	Activities by			References	
			Teacher	Student		Physical	Digital
				Individual	Group		
			Earth, Earth's Rotation on its Axis, Earth's tilt and revo- lution around the Sun 3. Tempera- ture Belts on the Earth				
5-6	5. Forests: Using and Protecting them (49-62 Pages)	The students will be able to ... • understand what is a forest and the definition of forest. • get knowledge on different types of forests. • understand the importance of forests and their extent. • get knowledge about Forest Rights Act, 2006.	1.Introduc- tion, What is a Forest 2. Location and types of forests 3. Status of Forests in A.P. 4. Tribal peo- ple & forests 5. The change in 1988-90 6. Forest Rights Act, 2006	Discussion on the impor- tance of trees	Field trip to a forest area (possible students)  Conduct Vanamahot- savam		<a href="https://diksha.gov.in/play/collection/do_312531110711533568112401?contentId=do_312531055731220480110443">https:// diksha.gov.in/ play/collection/ do_31253111071 1533568112401? contentId=do_3 125310557312 20480110443</a>

Class: 8

Lesson-wise Plan - 2021-22

Subject: Social Studies

Week(s)	Unit / Lesson	Learning outcome(s)	Activities by			References	
			Teacher	Student		Physical	Digital
				Individual	Group		
6-7	7. Money and Banking (77-89 Pages)	The students will be able to ... <ul style="list-style-type: none"> <li>• know about barter system.</li> <li>• understand how money had evolved as medium of exchange.</li> <li>• know the functioning of Banks.</li> <li>• get direct experience of different transactions in a Bank.</li> </ul>	1.Trading without money 2. Exchange with money 3. Evolution of forms of money 4. paper money and emergence of banking 5. Banking 6.Internet Banking 7. Loans	1. Visit a Bank 2. Collect information from Banks 3. Coins collection	Invite a Bank Manager or an employee to class and discuss.	Debit and Credit Cards Cheque Book Some coins	Watch diksha videos
8-9	9. Public Health and the Government (101-110 Pages)	The students will be able to ... <ul style="list-style-type: none"> <li>• know the steps, the government is taking for the health of the people.</li> <li>• find differences between public healthcare and private healthcare services.</li> <li>• raise awareness on health insurance.</li> <li>• appreciate the role of government in providing basic public facilities.</li> </ul>	1. Introduction 2. Healthcare services 3. Discussion on Public and Private Health Services 4. Health Insurance, Healthcare and	Conduct a survey on government welfare schemes on health.	Discussion on Covid-19 preventive measures.		

Class: 8

Lesson-wise Plan - 2021-22

Subject: Social Studies

Week(s)	Unit / Lesson	Learning outcome(s)	Activities by			References	
			Teacher	Student		Physical	Digital
				Individual	Group		
			Equality 5. Basic public facilities, The Government's Role 6. Status of nutrition in Andhra Pradesh				
9-10	11 A. National Movement - The Early Phase 1885-1919 (121-128 Pages)	The students will be able to ... <ul style="list-style-type: none"> <li>know about the Early Associations, which have established in India to fight for Freedom.</li> <li>establishment of the Indian National Congress - Understand how the moderate phase movement took place.</li> <li>recognize the differences between extremists and moderates.</li> </ul>	1. Early Associations 2. The Indian National Congress: The Moderate Phase 1885-1905 3. Extremist Phase 1905-1920 (Swadeshi Movement) 4. The Moderates & the Extremists The first World War: 1914-1919	Collect photos of national leaders, who participated in the early phase of freedom struggle and prepare album		Life stories of National leaders	<a href="https://diksha.gov.in/play/collection/do_312531110711533568112401?contentId=do_312531056191774720110462">https://diksha.gov.in/play/collection/do_312531110711533568112401?contentId=do_312531056191774720110462</a>

Class: 8

Lesson-wise Plan - 2021-22

Subject: Social Studies

Week(s)	Unit / Lesson	Learning outcome(s)	Activities by			References	
			Teacher	Student		Physical	Digital
				Individual	Group		
11-12	11 B. National Movement - The Last Phase 1919-1947 (129-139 Pages)	The students will be able to ... <ul style="list-style-type: none"> <li>• appreciate the role of Mahatma Gandhi in freedom movement.</li> <li>• know about the different movements that had taken place at the time freedom movement.</li> <li>• appreciate the role of several freedom fighters who participated and sacrificed their lives.</li> </ul>	1. Arrival of Mahatma Gandhi 2. Rowalatt Act and Jalianwala Bagh Massacre 3. Khilafat agitation and the Non-Cooperation Movement 4. The Happenings of 1922-1929 5. Civil Disobedience Movement: Salt Satyagraha (1930-32) 6. Quit India Movement-1942 7. Towards Independence & Partition	Collect photos of national leaders, who participated in the freedom struggle and prepare album	1. Watching Gandhi movie on youtube. 2. Watching real videos of different events of freedom movement on youtube.	Life stories of National leaders	<a href="https://www.youtube.com/watch?v=cSAdSETeZBE">https://www.youtube.com/watch?v=cSAdSETeZBE</a>



Class: 8

Lesson-wise Plan - 2021-22

Subject: Social Studies

Week(s)	Unit / Lesson	Learning outcome(s)	Activities by			References	
			Teacher	Student		Physical	Digital
				Individual	Group		
15-16	12. Indian Election System (140-149 Pages)	The students will be able to ... <ul style="list-style-type: none"> <li>• know about the Right to Vote.</li> <li>• understand the functions of Election Commission of India.</li> <li>• raise awareness on the process of conducting elections.</li> <li>• analyzes the challenges of conducting elections independently.</li> </ul>	1. Intro-duction, Election system in India, Right to Vote 2. Elections at different levels 3. The Election Commission of India, State Election Commission 4. Political Parties, By-elections-mid-term elections, Election code 5. Conduct of Elections and election process	1. Collect data of 2019 General Elections. 2. Collect data of political parties and their symbols.	Conduct model elections		<a href="https://eci.gov.in/">https://eci.gov.in/</a>

Class: 8

Lesson-wise Plan - 2021-22

Subject: Social Studies

Week(s)	Unit / Lesson	Learning outcome(s)	Activities by			References	
			Teacher	Student		Physical	Digital
				Individual	Group		
			6. Discussion on the challenges in conducting a free and fair poll				
16-17	13. The Indian Constitution (150-160 Pages)	The students will be able to ... <ul style="list-style-type: none"> <li>learn how the Indian Constitution has been written.</li> <li>understand the management of the Constituent Assembly of India and the intentions and guarantees of the Constitution .</li> <li>recognise the importance of the ideals in the preamble to the Constitution.</li> </ul>	1. Introduction 2. Making of the Indian Constitution 3. The Constituent Assembly 4. Preamble of the Constitution 5. The system of Government		Display the preamble to the Constitution of India in class room,	Text Book  Copy of Constitution of India	<a href="https://diksha.gov.in/play/collection/do_312531110711533568112401?contentId=do_312531056393183232110479">https://diksha.gov.in/play/collection/do_312531110711533568112401?contentId=do_312531056393183232110479</a>
17-18	14. Parliament & Central Government (161-172 Pages)	The students will be able to ... <ul style="list-style-type: none"> <li>analyse the role of Parliament in public administration.</li> <li>know how the members of Lok Sabha and Rajya Sabha are being elected.</li> </ul>	1. Role of the Parliament 2. The Houses of Parliament 3. Elections	1. Collection of data of Presidents, Prime Ministers of India	Conduct mock parliament.	Text Book	<a href="https://diksha.gov.in/play/collection/do_312531110711533568112401?contentId=do_312">https://diksha.gov.in/play/collection/do_312531110711533568112401?contentId=do_312</a>

Class: 8

Lesson-wise Plan - 2021-22

Subject: Social Studies

Week(s)	Unit / Lesson	Learning outcome(s)	Activities by			References	
			Teacher	Student		Physical	Digital
				Individual	Group		
		<ul style="list-style-type: none"> <li>recognise the differences in the powers of Lok Sabha and Rajya Sabha.</li> <li>understand the powers of the President, Vice President and Prime Minister and council of ministers.</li> </ul>	to Lok Sabha 4. The First Elections to Lok Sabha, Discussion on challenges in conducting free and fair elections 5. Powers of The President and the Vice-	2. Watching the proceedings of the Parliament sessions on youtube.			531056427745280211357  <a href="https://parliamentofindia.nic.in/">https://parliamentofindia.nic.in/</a>
19	18. Rights Approach to Development (204-210 Pages)	The students will be able to ... <ul style="list-style-type: none"> <li>raise awareness on Human Rights.</li> <li>recognise the need of Information.</li> <li>understand RTI Act and its components.</li> <li>know that Rights are useful for increasing standard of living.</li> </ul>	1. The Idea of Human Rights 2. Need for information to fight corruption 3. Provisions under RTI 4. Rights approach to	Discussion on the importance of RTE to children.		Text Book	<a href="https://diksha.gov.in/play/collection/do_312531110711533568112401?contentId=do_312531056564338688211368">https://diksha.gov.in/play/collection/do_312531110711533568112401?contentId=do_312531056564338688211368</a>

Class: 8

Lesson-wise Plan - 2021-22

Subject: Social Studies

Week(s)	Unit / Lesson	Learning outcome(s)	Activities by			References	
			Teacher	Student		Physical	Digital
				Individual	Group		
			improve living conditions 5. Right of Children to Free and Compulsory Education (RTE) Act 2009				
20-21	19. Social and Religious Reform Movements (211-222 Pages)	The students will be able to ... • know about the different social evils in ancient India and the reformers who tried to weed out. • know the status of women in earlier Indian society. • appreciate the reformers who worked for the women empowerment. • appreciate Ambedkar for his contribution to Indian society.	1. Introduction Christian Missionaries & Oriental Scholars 2. Brahmo Samaj and Religious Movements of Bengal 3. Arya Samaj in Punjab, Reformation and Education among Muslims	Discussion on the present day customs and orthodox practices		Text Book  Life stories of Social reformers	<a href="https://diksha.gov.in/play/collection/do_312531110711533568112401?contentId=do_312531056597508096211372">https://diksha.gov.in/play/collection/do_312531110711533568112401?contentId=do_312531056597508096211372</a>

Class: 8

Lesson-wise Plan - 2021-22

Subject: Social Studies

Week(s)	Unit / Lesson	Learning outcome(s)	Activities by			References	
			Teacher	Student		Physical	Digital
				Individual	Group		
			4. Social Reforms and Women 5. Social Reforms and Caste System 6. Dr. B.R.Ambedkar				
22	20. Understanding Secularism (223-226 Pages)	The students will be able to ... • raise awareness on Secularism. • understand how secularism is being practiced in India. • know about secularism in America.	1. Introduction 2. What is Secularism? 3. What is Indian Secularism			Text Book	
23	24. Disaster Management (254-261 Pages)	The students will be able to ... • raise awareness on Tsunami and how to protect themselves from it. • understand drought and cope up with drought. • develop sensitivity towards environment.	1. Introduction Types of Disasters, What is Disaster management 2. Tsunami 3. Drought	Watch videos of Tsunami real videos on youtube		Text Book	<a href="https://diksha.gov.in/play/collection/do_312531110711533568112401?contentId=do_312531056817348608110512">https://diksha.gov.in/play/collection/do_312531110711533568112401?contentId=do_312531056817348608110512</a>

Class: 8

Lesson-wise Plan - 2021-22

Subject: Social Studies

Week(s)	Unit / Lesson	Learning outcome(s)	Activities by			References	
			Teacher	Student		Physical	Digital
				Individual	Group		
24-25	4. The Polar Regions (40-48 Pages)	The students will be able to ... <ul style="list-style-type: none"> <li>• know about the location of Polar Region.</li> <li>• understand the different seasons of Polar Region.</li> <li>• compare and contrast the life style of the people of Polar Region and of themselves.</li> </ul>	<ol style="list-style-type: none"> <li>1. Where is the Polar Region? Seasons in the Tundra, Vegetation</li> <li>2. The People: Eskimos, Group Life, Hunting and Fishing</li> <li>3. Food, Shelter, Clothing and Crafts, Religious Beliefs, Recreation</li> <li>4. Contacts with the Outside World.</li> </ol>	Watch videos on Diksha		Text Book	<a href="https://www.youtube.com/watch?v=exdLrWJlCAs">https://www.youtube.com/watch?v=exdLrWJlCAs</a>
25-26	8. Impact of Technology on Livelihoods (90-100 Pages)	The students will be able to ... <ul style="list-style-type: none"> <li>• raise awareness of changes in technology.</li> <li>• recognize the revolutionary technological changes that have taken place in agricultural sector.</li> </ul>	<ol style="list-style-type: none"> <li>1. Changes in Technology</li> <li>2. Technological changes in Agriculture</li> </ol>	Watch videos on Diksha		Text Book	<a href="https://diksha.gov.in/play/collection/do_312531110711533568112401?contentId=do_312531055947243520211333">https://diksha.gov.in/play/collection/do_312531110711533568112401?contentId=do_312531055947243520211333</a>

Class: 8

Lesson-wise Plan - 2021-22

Subject: Social Studies

Week(s)	Unit / Lesson	Learning outcome(s)	Activities by			References	
			Teacher	Student		Physical	Digital
				Individual	Group		
		<ul style="list-style-type: none"> <li>gain an understanding of the changes that have taken place in industrial sector.</li> <li>gain comprehensive knowledge of technology development in the service sector.</li> </ul>	3. Technology and Industry 4. Technological changes in service sector				
27-28	15. Law and Justice and a case study (173-184 Pages)	The students will be able to ... <ul style="list-style-type: none"> <li>know how to make complain in police station.</li> <li>understand the division of powers into Legislative, Executive and Judiciary.</li> <li>gain awareness on the role of Police in arrest of a person.</li> <li>know the importance of witnesses in a case.</li> <li>know how to appeal in High Court.</li> </ul>	1. A Dispute over property 2. Role of the Police in investigation and arrest 3. Civil and Criminal offences-classification with examples 4. Bail 5. Fair Trial 6. Appellate system, The High Court	Watch videos on Diksha	Invite a lawyer or a Sub Inspector to class and know about the procedure of investigation and trial in court	Text Book	<a href="https://diksha.gov.in/play/collection/do_312531110711533568112401?contentId=do_312531056463855616110483">https://diksha.gov.in/play/collection/do_312531110711533568112401?contentId=do_312531056463855616110483</a>



Class: 8

Lesson-wise Plan - 2021-22

Subject: Social Studies

Week(s)	Unit / Lesson	Learning outcome(s)	Activities by			References	
			Teacher	Student		Physical	Digital
				Individual	Group		
28-29	17. Understanding Poverty (192-203 Pages)	<p>The students will be able to ...</p> <ul style="list-style-type: none"> <li>• study himself the distress in rural areas.</li> <li>• will know, chronic hunger as poverty.</li> <li>• recognise causes for poverty.</li> <li>• know importance of MNREGA.</li> <li>• raise awareness on the Right to Life.</li> </ul>	<ol style="list-style-type: none"> <li>1. Distress in rural areas</li> <li>2. Poverty as chronic hunger</li> <li>3. Why poverty? How can it be eliminated?</li> <li>4. Agriculture-source of livelihood, other livelihood options, MNREGA</li> <li>5. Discussion on Access to affordable food-PDS</li> <li>6. Social Audit in A.P.</li> <li>7. Discussion on 'The Right to Life'-BPL and MDM</li> </ol>	Calculate Body Mass Index of their parents and other elders.	Visiting any one of the work place that is being undertaken under MNREGA	Text Book	<a href="https://diksha.gov.in/play/collection/do_312531110711533568112401?contentId=do_312531056521830400110489">https://diksha.gov.in/play/collection/do_312531110711533568112401?contentId=do_312531056521830400110489</a>

Class: 8

Lesson-wise Plan - 2021-22

Subject: Social Studies

Week(s)	Unit / Lesson	Learning outcome(s)	Activities by			References	
			Teacher	Student		Physical	Digital
				Individual	Group		
30-31	6. Minerals and Mining (63-76 Pages)	<p>The students will be able to ...</p> <ul style="list-style-type: none"> <li>• get knowledge of different minerals and their uses.</li> <li>• differentiate renewable and non-renewable minerals.</li> <li>• find and locate the extent of minerals in Andhra Pradesh map.</li> <li>• understand how the minerals are being extracted from earth.</li> </ul>	<ol style="list-style-type: none"> <li>1. Minerals in our houses, Renewable and non-renewable resources</li> <li>2. Mineral Resources of Andhra Pradesh, Mining the Minerals</li> <li>3. To whom do the Minerals belong</li> <li>4. Singareni Coalfields (SCCL)</li> <li>5. Mangampeta Barytes open pit mines</li> </ol>	Collecting of some raw minerals, which are available at their location		Text Book	<a href="https://diksha.gov.in/play/collection/do_31253110711533568112401?contentId=do_312531055811862528211325">https://diksha.gov.in/play/collection/do_31253110711533568112401?contentId=do_312531055811862528211325</a>  <a href="https://diksha.gov.in/play/collection/do_312531110711533568112401?contentId=do_3125310558010107008211324">https://diksha.gov.in/play/collection/do_312531110711533568112401?contentId=do_3125310558010107008211324</a>

Class: 9

Lesson-wise Plan - 2021-22

Subject: Social Studies

Week(s)	Unit / Lesson	Learning outcome(s)	Activities by			References	
			Teacher	Individual	Group	Physical	Digital
1	1.Our Earth	The students will be able to ... <ul style="list-style-type: none"> <li>• explain the origin of the Universe and the internal structure of the Earth.</li> <li>• understand and differentiate latitudes and longitudes.</li> </ul>	1. Our Universe, the Sun and the Earth and Earth as a Planetary Body 2. The evolution of the Earth 3. Internal Structure of the Earth 4. Movements of the Earth's crust 5. The Earth's Grid System- 6. Latitudes and Longitudes. 7. Longitudes- The question of time	Activity from page 7  Activity from Page 8  Activity from Page 12  Activity from Page 15	Study of world map which contains Time Zones from Page no.13  Project-Study of Globe  Making models of interior of the Earth  Drawing of latitudes and longitudes on charts etc.	TV, Radio, Android phone and Internet data	<a href="https://youtu.be/FjD-pQXtCCg">https://youtu.be/FjD-pQXtCCg</a>  Diksha videos You tube videos Google search

Class: 9

Lesson-wise Plan - 2021-22

Subject: Social Studies

Week(s)	Unit / Lesson	Learning outcome(s)	Activities by			References	
			Teacher	Student		Physical	Digital
				Individual	Group		
2	2.The Natural Realms of the Earth	The students will be able to ... <ul style="list-style-type: none"> <li>• classify the realms of the Earth.</li> <li>• identify the similarities and differences between erosion, weathering etc.,</li> </ul>	<ol style="list-style-type: none"> <li>1. Introduction</li> <li>2. Lithosphere-Landforms</li> <li>3. The Jigsaw Puzzle and the Moving Plates</li> <li>4. Sea floor spreading</li> <li>5. Slow and sudden movements</li> <li>6. External Process</li> </ol>	<ol style="list-style-type: none"> <li>1. Project work given in text book page no.26.</li> <li>2. Making models of various shapes formed by the work of water, air etc., with thermocol, black clay etc.,</li> </ol>	<ol style="list-style-type: none"> <li>1. Study of world map which contains Time Zones from Page no.13</li> <li>2. Project-Study of Globe</li> <li>3. Making models of interior of the Earth</li> <li>4. Drawing of latitudes and longitudes on charts etc.</li> </ol>	TV, Radio, Android phone and Internet data	Diksha videos You tube videos Google search <a href="https://youtu.be/VzS4Ierlx9Y">https://youtu.be/VzS4Ierlx9Y</a>  <a href="https://youtu.be/ThWdyUbXUb8">https://youtu.be/ThWdyUbXUb8</a>
3	12. Changing cultural traditions in Europe 1300-	The students will be able to ... <ul style="list-style-type: none"> <li>• explain the differences and similarities between Humanism and Realism.</li> <li>• identify the changes occurred in Europe by the invention of Printing Machine.</li> </ul>	<ol style="list-style-type: none"> <li>1. The medieval world in Europe</li> <li>2. Renaissance</li> <li>3.Revival of Indian cities</li> <li>4.Humanism</li> </ol>	<ol style="list-style-type: none"> <li>1. Collect pictures of renaissance artists and prepare an album</li> <li>2. Study the various ways of</li> </ol>	<ol style="list-style-type: none"> <li>1. Project work on Oceans as resources</li> <li>2. Chart preparation on Hydrological cycle</li> </ol>	TV, Radio, Android phone and Internet data	Watch this video on the changes of Europe in medieval period- <a href="https://youtu.be/XTV203Gu8_o">https://youtu.be/XTV203Gu8_o</a>

Class: 9

Lesson-wise Plan - 2021-22

Subject: Social Studies

Week(s)	Unit / Lesson	Learning outcome(s)	Activities by			References	
			Teacher	Student		Physical	Digital
				Individual	Group		
			and uni-versities-Realism 5.Architec-ture-Printing press 6. A new concept of human beings 7.aspirations of woman 8.Reforma-tions. Beginning of the Modern Science	impact of printing machine on present day world.			2.Youtube videos Diksha videos You tube videos Google search
4	3. Hydro-sphere	The students will be able to ... • find the reasons of salinity and why the oceans are saline. • classify the types of rainfall by their occurrence.	1. Hydrologi-cal cycle 2. Oceans 3. Salinity of the oceans 4. Ocean tempera-ture 5. Ocean as a resource	1. Collect informa-tion from newspapers regarding cyclones etc.,		TV, Radio, Android phone and Internet data	<a href="https://youtu.be/wPfHBxY8WOs">https://youtu.be/wPfHBxY8WOs</a> <a href="https://youtu.be/864HL7Zb9gw">https://youtu.be/864HL7Zb9gw</a> Diksha videos You tube videos Google search

Class: 9

Lesson-wise Plan - 2021-22

Subject: Social Studies

Week(s)	Unit / Lesson	Learning outcome(s)	Activities by			References	
			Teacher	Individual	Group	Physical	Digital
5-6	4.Atmo-sphere	The students will be able to ... • identify the layers prevailed in Atmosphere • differentiate weather and climate	1. Introduc-tion and structure of Atmo-sphere 2. Pressure belts and planetary winds 3. Classifica-tion of winds 4. Weather and climate Humidity and Pre-cipitation, Condensa-tion 5. Forms of Precipita-tion	1. Use Globe and identify the direc-tions of various winds 2. Record rainfall and tempera-ture of 10 days daily in a month and write your analy-sis on it.	1. Project work on Layers of Atmo-sphere 2. Chart drawing on pressure belts 3. Diagrams on various forms of precipita-tion	TV, Radio, Android phone and Internet data	1. You tube videos 2. Power Point Presentations <a href="https://youtu.be/Z4g7SBaKSnU">https://youtu.be/Z4g7SBaKSnU</a> <a href="https://youtu.be/oRRCOe6k5_M">https://youtu.be/oRRCOe6k5_M</a> Diksha videos You tube videos
8-9	13.Demo-cratic and Nationalist Revolutions: 17 <sup>th</sup> & 18 <sup>th</sup> centuries	The students will be able to ... • find the reasons for England revolution • identify the various stages in French revolution	1. England - the glorious revolution 2. American Independence 3. French Revolution	1. Prepare a project on a person who impressed you most in	1. Project work on Layers of Atmo-sphere	TV, Radio, Android phone and Internet data	More informa-tion about American Revolution-watch the video-

Class: 9

Lesson-wise Plan - 2021-22

Subject: Social Studies

Week(s)	Unit / Lesson	Learning outcome(s)	Activities by			References	
			Teacher	Student		Physical	Digital
				Individual	Group		
			4. A growing middle class: Envisages an end to privileges 5. France becomes a Constitutional Monarchy 6. The Reign of terror 7. A Directory rule in France 8. Women and French Revolution	American and French revolution.	2. Chart drawing on pressure belts 3. Diagrams on various forms of precipitation		<a href="https://youtu.be/diOTAe-sNa4">https://youtu.be/diOTAe-sNa4</a> More information about French Revolution-watch the video- <a href="https://youtu.be/R1_Km4TYBy0">https://youtu.be/R1_Km4TYBy0</a> Diksha videos You tube videos Google search
10	5.Biosphere	The students will be able to ... • classify the forests and give examples to the trees grown in various types of forests	1.Introduction 2.Natural Vegetation 3. Grasslands 4.Human society and environment 5. Industries-Pollutants & Effluents.	1. Use Globe and identify the location of various forests. 2. Visit nearby industry and try to check the effluents	1. Project work on Layers of Atmosphere 2. Chart drawing on pressure belts	TV, Radio, Android phone and Internet data	<a href="https://youtu.be/sghCdrIV-jg">https://youtu.be/sghCdrIV-jg</a> <a href="https://youtu.be/sghCdrIV-jg">https://youtu.be/sghCdrIV-jg</a> Diksha videos Youtube videos Google search



Class: 9

Lesson-wise Plan - 2021-22

Subject: Social Studies

Week(s)	Unit / Lesson	Learning outcome(s)	Activities by			References	
			Teacher	Student		Physical	Digital
				Individual	Group		
			6. Depletion of Resources	disposed by that industry. Prepare a report on it.	3. Diagrams on various forms of precipitation		
11	14.Democratic and National Revolutions	The students will be able to ... <ul style="list-style-type: none"> <li>understand the process of Unification of Germany and Italy</li> <li>they can learn more about the local movements</li> </ul>	1. Nationalism-Rise in European states 2. Kingdoms of Europe-Liberal Nationalism 3. A new conservatism after 1815-The Romanticism and National Feeling 4. Hunger, Hardship and Popular Revolt 5. The revolts: 1830 and 1848,	Compare the map of Europe in 19th century and today.		TV, Radio, Android phone and Internet data	Diksha videos You tube videos Google search

Class: 9

Lesson-wise Plan - 2021-22

Subject: Social Studies

Week(s)	Unit / Lesson	Learning outcome(s)	Activities by			References	
			Teacher	Student		Physical	Digital
				Individual	Group		
			Revolts of 1848 6. Germany- can the army be the Architect of a Nation 7. Unification of Italy				
12	18. Impact of Colonialism in India	The students will be able to ... <ul style="list-style-type: none"> <li>understand the impact of colonial rule in Asian countries</li> <li>know why the people revolted against Britishers.</li> </ul>	1. How forests were used Before British Rule. 2. How forests were used during British Rule 3. Adivasi Revolts 4. The British Government's Industrial Policy 5. Labourers in Indian Industry	Write a report on forests in colonial rule and before colonial rule. Include present scenario also.		TV, Radio, Android phone and Internet data	<a href="https://youtu.be/c5vzZsTE1xU">https://youtu.be/c5vzZsTE1xU</a> <a href="https://youtu.be/PvKJYLxQMV0">https://youtu.be/PvKJYLxQMV0</a> Diksha videos  You tube videos Google search

Class: 9

Lesson-wise Plan - 2021-22

Subject: Social Studies

Week(s)	Unit / Lesson	Learning outcome(s)	Activities by			References	
			Teacher	Student		Physical	Digital
				Individual	Group		
14	6. Agriculture in India	The students will be able to ... <ul style="list-style-type: none"> <li>• classify the crop seasons and types of crops.</li> <li>• give examples to food crops and commercial crops</li> </ul>	1. Types of farming 2. Cropping seasons- Major crops 3. Food crops and Non-food crops 4. Importance of Agriculture 5. Second phase(1966-1990)- Green revolution and its spread 6. The effects of Green Revolution 7. Third Phase (1990s to the present) -Post reform Agriculture	1. Collect various crop items and distinguish them as food and non-food crops. 2. Prepare a chart on cropping seasons	Team visit to nearby fields and find the type of soils, crop they are sowing etc.	TV, Radio, Android phone and Internet data	<a href="https://youtu.be/3968vG2yujY">https://youtu.be/3968vG2yujY</a> <a href="https://youtu.be/bDUIYEcYaJE">https://youtu.be/bDUIYEcYaJE</a> Diksha videos You tube videos Google search

Class: 9

Lesson-wise Plan - 2021-22

Subject: Social Studies

Week(s)	Unit / Lesson	Learning outcome(s)	Activities by			References	
			Teacher	Student		Physical	Digital
				Individual	Group		
15	20. Democracy- An evolving Idea	The students will be able to ... • know the importance of democracy. • identify the factors that lead to success of democracy in a country	1. Democracy means responsible Governments 2. Democracy - Majoritarian Vs Inclusive 3. Dignity and freedom of the citizens	Prepare a project work on election procedure and why it is important in democratic governments.	Role play to reveal the importance of democracy	TV, Radio, Android phone and Internet data	<a href="https://youtu.be/5ZImhnhGd1U">https://youtu.be/5ZImhnhGd1U</a>  <a href="https://youtu.be/DuCKDMFyx1g">https://youtu.be/DuCKDMFyx1g</a> Diksha videos You tube videos Google search
16	7. Industries in India	The students will be able to ... • know about various types of industries and the raw materials used in those industries. • understand the basic infrastructural needs of industries	1. Basic necessities for setting up factories 2. Agro Based Industries- Mineral based Industries 3. Automobile Industry- Information Technology Part-II Government and	Prepare a chart on types of industries and the raw materials used by them for the production	Visit any near by industry and see the process of production	TV, Radio, Android phone and Internet data	<a href="https://youtu.be/KZ3twRV54-g">https://youtu.be/KZ3twRV54-g</a>  <a href="https://youtu.be/eai1NRdbN6Y">https://youtu.be/eai1NRdbN6Y</a>  Diksha videos You tube videos Google search

Class: 9

Lesson-wise Plan - 2021-22

Subject: Social Studies

Week(s)	Unit / Lesson	Learning outcome(s)	Activities by			References	
			Teacher	Student		Physical	Digital
				Individual	Group		
			Industrial development- The early years Impact of Industrialization policies				
17	21.Human Rights and Fundamental Rights	The students will be able to ... <ul style="list-style-type: none"> <li>understand the importance of human rights</li> <li>identify the difference between fundamental rights and fundamental duties</li> </ul>	1.What are the rights?- Fundamental Rights in Indian Constitution 2.Right to Equality 3. Right to Freedom 4. Right against Exploitation 5.Right to Freedom of religion 6.Right to Education and Culture	Prepare a chart with the description of fundamental rights	Conduct a Role play which shows the importance of fundamental rights	TV, Radio, Android phone and Internet data	<a href="https://youtu.be/nWum5jMecRQ">https://youtu.be/nWum5jMecRQ</a>  <a href="https://youtu.be/Bho33o88S50">https://youtu.be/Bho33o88S50</a>  Diksha videos You tube videos Google search

Class: 9

Lesson-wise Plan - 2021-22

Subject: Social Studies

Week(s)	Unit / Lesson	Learning outcome(s)	Activities by			References	
			Teacher	Student		Physical	Digital
				Individual	Group		
			7.Right to Constitutional Remedies 8.Human Rights Commission				
19	8. Service Activities in India	The students will be able to ... • understand the definition of service sector. • identify the sectors which comes under service sector	1. What is a service activity? 2. Importance of the service sector and some challenges 3. Desired service today	Prepare a poster about service activities		TV, Radio, Android phone and Internet data	<a href="https://youtu.be/mlOpzkFyZgg">https://youtu.be/mlOpzkFyZgg</a>  <a href="https://youtu.be/aLR8jztrvzQ">https://youtu.be/aLR8jztrvzQ</a> Diksha videos You tube videos Google search
20	22. Women Protection Acts	The students will be able to ... • know about women protection acts. • understand the children rights and the acts that protect them.	1. Introduction and children Rights 2. Prohibition of child marriage Act	1. Prepare a poster on the importance of child rights 2. Write your views in a paragraph on women protection acts.		TV, Radio, Android phone and Internet data	<a href="https://youtu.be/Qxhon4_f4VY">https://youtu.be/Qxhon4_f4VY</a>  <a href="https://youtu.be/DerC_Ubow18">https://youtu.be/DerC_Ubow18</a> Diksha videos Youtube videos Google search

Class: 9

Lesson-wise Plan - 2021-22

Subject: Social Studies

Week(s)	Unit / Lesson	Learning outcome(s)	Activities by			References	
			Teacher	Student		Physical	Digital
				Individual	Group		
			3. The Dowry Prohibition Act, 1961 4. The Protection of Women from Domestic Violence				
21	9. Credit in the financial system	The students will be able to ... <ul style="list-style-type: none"> <li>• know the importance of credit in agriculture, industries and in service sector.</li> <li>• explain the profit and loss of using credit.</li> </ul>	1. Bank deposits as Money 2. Loan activities of banks 3. Two different Credit Scenarios 4. Terms of Credit 5. Formal & Informal sources of Credit in India 6. Self-help groups for the poor	Interview a self-help group women for the procedure of credits given to them by banks	Visit any nearby farmers credit society to learn more	TV, Radio, Android phone and Internet data	<a href="https://youtu.be/Skw2bm_RqZg">https://youtu.be/Skw2bm_RqZg</a>  <a href="https://youtu.be/ZmgK7HzZb90">https://youtu.be/ZmgK7HzZb90</a>  Diksha videos You tube videos Google search



Class: 9

Lesson-wise Plan - 2021-22

Subject: Social Studies

Week(s)	Unit / Lesson	Learning outcome(s)	Activities by			References	
			Teacher	Individual	Group	Physical	Digital
22	15. Industrialization and social change	The students will be able to ... <ul style="list-style-type: none"> <li>find the reasons why the lives changed in Britain in 16th century</li> <li>understand the impact of industrialization in Germany and France</li> </ul>	1. Introduction 2. Why Britain changed Lives 3. Industrialization of Germany and France	Write an essay on the consequences of industrial revolution	Conduct a Role play on the changes occurred in the people of Britain after industrial revolution.	TV, Radio, Android phone and Internet data	<a href="https://youtu.be/pQlpLBZZY0">https://youtu.be/pQlpLBZZY0</a>  <a href="https://youtu.be/hQJlhr1S5c8">https://youtu.be/hQJlhr1S5c8</a>  Diksha videos You tube videos Google search
23	10. Prices and cost of Living	The students will be able to ... <ul style="list-style-type: none"> <li>explain how the increase of prices affects the standard of living.</li> <li>understand various reasons behind the hike of price</li> </ul>	1. Family Budget 2. How changes in prices affect family budget? 3. How inflation is measured? 4. How to construct a CPI 5. Role of Government in regulating Prices	Collect information about NAFED.	Conduct a survey and Prepare a note on inflation and its effects on common man	TV, Radio, Android phone and Internet data	<a href="https://youtu.be/tfs6ECFMV7o">https://youtu.be/tfs6ECFMV7o</a>  <a href="https://youtu.be/UbkeVr6izS8">https://youtu.be/UbkeVr6izS8</a>  Diksha videos You tube videos Google search

Class: 9

Lesson-wise Plan - 2021-22

Subject: Social Studies

Week(s)	Unit / Lesson	Learning outcome(s)	Activities by			References	
			Teacher	Student		Physical	Digital
				Individual	Group		
25	16.Social Protest Movements	The students will be able to ... <ul style="list-style-type: none"> <li>differentiate Luddism and Socialism.</li> <li>understand the role of women in social protest movements</li> </ul>	1. Intro-duction Early workers movements in England Luddism, Socialism, Women's Movement.	Interview your elders about the movements happened near you and prepare a report		TV, Radio, Android phone and Internet data	<a href="https://youtu.be/CwLYgyphZ60">https://youtu.be/CwLYgyphZ60</a>  <a href="https://youtu.be/LKMxPlvCaSI">https://youtu.be/LKMxPlvCaSI</a>  Diksha videos You tube videos Google search
26	11.The Government Budget and Taxation	The students will be able to ... <ul style="list-style-type: none"> <li>understand the need of taxation.</li> <li>understand the process and importance of taxation.</li> <li>differentiate various types of taxes</li> </ul>	1. Role of the Government 2. Expen-ditures by the Gover-nment 3. Taxes 4. Direct and Indirect Taxes 5. Fairness in Taxation	Prepare a budget plan for a small family	Collect information From your elders about taxes and how they are paying taxes	TV, Radio, Android phone and Internet data	<a href="https://youtu.be/pyJfIXk2Nfs">https://youtu.be/pyJfIXk2Nfs</a>  <a href="https://youtu.be/2cWkSk6DdBw">https://youtu.be/2cWkSk6DdBw</a>  Diksha videos You tube videos Google search

Class: 9

Lesson-wise Plan - 2021-22

Subject: Social Studies

Week(s)	Unit / Lesson	Learning outcome(s)	Activities by			References	
			Teacher	Individual	Group	Physical	Digital
27	19. Expansion of Democracy	The students will be able to ... <ul style="list-style-type: none"> <li>understand the changes occurred in Libya.</li> <li>understand the movement in Myanmar strived for Democracy</li> </ul>	1. Introduction- Libya- Change in Libya 2. Myanmar 3. Some features of Democracy and Dictatorship	Collect information on the present day situation in Myanmar.	Role play on the biography of Aaungsan Suki	TV, Radio, Android phone and Internet data	<a href="https://youtu.be/T_AQ9RZehR4">https://youtu.be/T_AQ9RZehR4</a>  <a href="https://youtu.be/kfNganUwgA8">https://youtu.be/kfNganUwgA8</a>  Diksha videos You tube videos Google search
28	23. Disaster management	The students will be able to ... <ul style="list-style-type: none"> <li>understand how to behave in the critical situations.</li> <li>understand the process how to manage disasters</li> </ul>	1. Human Induced Disaster 2. Accident-related disasters 3. The threat of Terrorism	Project work on disaster management	Conduct a mock drill on the behaviour when disasters occurred	TV, Radio, Android phone and Internet data	<a href="https://youtu.be/Dedp8QCsmYw">https://youtu.be/Dedp8QCsmYw</a>  <a href="https://youtu.be/u3nTnpsdvUA">https://youtu.be/u3nTnpsdvUA</a>  Diksha videos You tube videos Google search

Class: 9

Lesson-wise Plan - 2021-22

Subject: Social Studies

Week(s)	Unit / Lesson	Learning outcome(s)	Activities by			References	
			Teacher	Student		Physical	Digital
				Individual	Group		
29	24. Traffic Education	The students will be able to ... <ul style="list-style-type: none"> <li>• understand what is traffic</li> <li>• find the reason behind the traffic rules.</li> <li>• know about the driving license, registration etc.</li> </ul>	1. What is Traffic and Traffic Education? 2. Traffic Chaos 3. Necessity for Registration	Prepare a note on traffic education.		TV, Radio, Android phone and Internet data	<a href="https://youtu.be/oZv-8q_Di74">https://youtu.be/oZv-8q_Di74</a>  <a href="https://youtu.be/D53M5GQv400">https://youtu.be/D53M5GQv400</a>  Diksha videos You tube videos Google search
31	17. Colonialism in Latin America, Asia and Africa	The students will be able to ... <ul style="list-style-type: none"> <li>• understand the impact of colonialism in Latin America and Asian countries.</li> <li>• understand the circumstances prevailed in colonial period.</li> </ul>	1. Expansion of Europe and Early Colonialism 2. European Colonies in America 3. Latin America 4. European Colonization in Asia 5. China 6. Colonialism in Africa	Do a project on the colonial India.	Discuss the impacts of colonialism	TV, Radio, Android phone and Internet data	<a href="https://youtu.be/CgIy6Og0n24">https://youtu.be/CgIy6Og0n24</a>  <a href="https://youtu.be/yDWPI3ZD7g0">https://youtu.be/yDWPI3ZD7g0</a>  Diksha videos You tube videos Google search

ಸಬ್ಜೆಕ್ಟ್ : ಕನ್ನಡ ಪ್ರಥಮ ಭಾಷೆ				ಅಕಾಡೆಮಿಕ್ ಕ್ಯಾಲೆಂಡರ್ 2021 - 22			ತರಗತಿ : 9ನೇ ತರಗತಿ	
ಕ್ರ. ಸಂ.	ವಾರ	ಪಾಠ	ಕಲಿಕಾ ಫಲಗಳು	ಚಟುವಟಿಕೆಗಳು			ಸಂಪನ್ಮೂಲಗಳು	
				ಶಿಕ್ಷಕ	ವಿದ್ಯಾರ್ಥಿಗಳು	ಸಮೂಹ	ಭೌತಿಕ	ಅಂತರ್ಜಾಲ
1	1 2	ಕನ್ನಡ ಮೌಲ್ಯ	<ul style="list-style-type: none"> <li>ಭಾರತೀಯ ಸಂಸ್ಕೃತಿಯ ಬಗ್ಗೆ ಆಸಕ್ತಿ ಮೂಡಿಸುವುದು</li> <li>ಸಾಮಾಜಿಕ ಸಹಬಾಳ್ವೆಯ ಮಹತ್ವ</li> <li>ಕನ್ನಡಸಂಧಿಗಳ ಪರಿಚಯ</li> <li>ವ್ಯಾಕರಣಾಂಶಗಳು</li> </ul>	<ul style="list-style-type: none"> <li>ಪಾಠ ವಾಚನವನ್ನು ಕ್ರಮ ಬದ್ಧವಾಗಿ ಮಾಡುವುದು ಓದುವುದು</li> <li>ವಿವಿಧತೆಯಲ್ಲಿ ಏಕತೆಯ ಮಹತ್ವವನ್ನು ತಿಳಿಸುವುದು</li> <li>ಸಮಾಸಗಳ ಪರಿಚಯ</li> </ul>	<ul style="list-style-type: none"> <li>ಪಾಠವನ್ನು ಕ್ರಮಬದ್ಧವಾಗಿ ಓದುವರು</li> <li>ಧರ್ಮ ಸಹಿಷ್ಣುತೆಯ ಬಗ್ಗೆ ತಿಳಿಯುವರು</li> <li>ಕೂಡಿ ಬಾಳುವ ಬಗ್ಗೆ ತಿಳಿಯುವರು</li> </ul>	<ul style="list-style-type: none"> <li>ಧಾರ್ಮಿಕ ಐಕ್ಯತೆ ಬಗ್ಗೆ ಇರುವ ಕಥೆ, ಪಠ್ಯಗಳನ್ನು ಸಂಗ್ರಹಿಸುವರು</li> </ul>	<ul style="list-style-type: none"> <li>9ನೇ ತರಗತಿ ಕನ್ನಡ ಪಠ್ಯಪುಸ್ತಕ</li> <li>ಗೋರೂರರ ಪುಸ್ತಕಗಳು</li> </ul>	<ul style="list-style-type: none"> <li>ಯೂಟ್ಯೂಬ್</li> <li>ದೀಕ್ಷಯಾಪ್</li> </ul>
2	3	ಹೊಸಹಾಡು (ಪದ್ಯ)	<ul style="list-style-type: none"> <li>ಪದ್ಯ ಸಾಹಿತ್ಯದಲ್ಲಿ ಆಸಕ್ತಿ ಮೂಡಿಸುವುದು</li> <li>ಹಾಡು ಸ್ಫೂರ್ತಿಯ ಸಂಕೇತ</li> <li>ಪದ್ಯವನ್ನು ರಾಗವಾಗಿ ಹಾಡುವುದು</li> </ul>	<ul style="list-style-type: none"> <li>ಶಿಕ್ಷಕರು ರಾಗವಾಗಿ ಹಾಡುವರು</li> <li>ಸಾಹಿತ್ಯವು ಸಾಮಾಜಿಕ ಬದಲಾವಣೆಗೆ ಕಾರಣ</li> <li>ಕವಿಯ ಪ್ರಚೋದನೆಯ ಅಂಶವನ್ನು ತಿಳಿಸುವುದು</li> </ul>	<ul style="list-style-type: none"> <li>ಪದ್ಯವನ್ನು ಆಸಕ್ತಿಯಿಂದ ಆಲಿಸುವರು</li> <li>ಪದ್ಯದಲ್ಲಿನ ಕ್ರಾಂತಿಯನ್ನು ಮನೋಭಾವವನ್ನು ಅರಿಯುವರು</li> <li>ದೇಶಭಕ್ತಿಯನ್ನು ತಿಳಿಯುವರು</li> </ul>	<ul style="list-style-type: none"> <li>ವಂದೇಮಾತರಂ ನಂತಹ ದೇಶಭಕ್ತಿ ಗೀತೆಗಳನ್ನು ಸಂಗ್ರಹ ಮಾಡುವರು</li> </ul>	<ul style="list-style-type: none"> <li>9ನೇ ತರಗತಿ ಕನ್ನಡ ಪಠ್ಯಪುಸ್ತಕ</li> <li>ಶತಮಾನದ ಗಾನ ಕವನ ಸಂಕಲನ</li> </ul>	<ul style="list-style-type: none"> <li>ಯೂಟ್ಯೂಬ್</li> <li>ದೀಕ್ಷಯಾಪ್</li> </ul>
3	4 5	ಬೆಡಗಿನ ತಾಣ ಜಯಪುರ (ಗದ್ಯ)	<ul style="list-style-type: none"> <li>ಪ್ರವಾಸ ಸಾಹಿತ್ಯದ ಪ್ರಕಾರಗಳ ಬಗ್ಗೆ ಆಸಕ್ತಿ ಮೂಡಿಸುವುದು</li> <li>ಪ್ರಾದೇಶಿಕ ಭಿನ್ನತೆ, ಆಚಾರ, ಪದ್ಧತಿಗಳ ಬಗ್ಗೆ ಅರಿವು ಮೂಡಿಸುವುದು</li> <li>ಸಂಸ್ಕೃತ ಸಂಧಿಗಳನ್ನು ಅರ್ಥೈಸಿ ಕೊಳ್ಳುವುದು</li> </ul>	<ul style="list-style-type: none"> <li>ಪಾಠವನ್ನು ಕ್ರಮಬದ್ಧವಾಗಿ ವಾಚನ ಮಾಡುವುದು</li> <li>ಜಯಪುರದ ವಿಶೇಷತೆ ಸಂಸ್ಕೃತಿ ಬಗ್ಗೆ ತಿಳಿಯ ಪಡಿಸುವುದು</li> <li>ಕಾರಂತರ ಬಹುಮುಖ ಪ್ರತಿಭೆಯನ್ನು ತಿಳಿಸುವುದು</li> <li>ಸಂಧಿ ನಿಯಮ ಮತ್ತು ಉದಾಹರಣೆಗಳನ್ನು ನೀಡಿ ಅರ್ಥೈಸುವರು.</li> </ul>	<ul style="list-style-type: none"> <li>ಪಾಠವನ್ನು ಕ್ರಮವಾಗಿ ಓದುವರು</li> <li>ಜಯಪುರದ ವಾಸ್ತುಶಿಲ್ಪದ ಬಗ್ಗೆ ತಿಳಿಯುವರು</li> <li>ವೇಷಭೂಷಣ ಜನಪದ ನೃತ್ಯದ ಬಗ್ಗೆ ತಿಳಿಯುವರು</li> <li>ಉದಾಹರಣೆಗಳಿಂದ ಸಂಧಿಗಳನ್ನು ಅರ್ಥ ಮಾಡಿಕೊಳ್ಳುವರು</li> </ul>	<ul style="list-style-type: none"> <li>ತಾವು ನೋಡಿದ ಪ್ರವಾಸ ಸ್ಥಳಗಳ ಬಗ್ಗೆ ಯೋಜನೆ ಯನ್ನು ತಯಾರಿಸುವರು</li> </ul>	<ul style="list-style-type: none"> <li>9ನೇ ತರಗತಿ ಕನ್ನಡ ಪಠ್ಯಪುಸ್ತಕ</li> <li>ಕಾರಂತರು ಮಕ್ಕಳಿಗಾಗಿ ಬರೆದ ಪುಸ್ತಕಗಳ ಪರಿಚಯ</li> </ul>	<ul style="list-style-type: none"> <li>ಯೂಟ್ಯೂಬ್</li> <li>ದೀಕ್ಷಯಾಪ್</li> </ul>

ಕ್ರ. ಸಂ.	ವಾರ	ಪಾಠ	ಕಲಿಕಾ ಫಲಗಳು	ಚಟುವಟಿಕೆಗಳು			ಸಂಪನ್ಮೂಲಗಳು	
				ಶಿಕ್ಷಕ	ವಿದ್ಯಾರ್ಥಿಗಳು	ಸಮೂಹ	ಭೌತಿಕ	ಅಂತರ್ಜಾಲ
4	6	ಪಾರಿವಾಳ (ಪದ್ಯ)	<ul style="list-style-type: none"> <li>ಕಥನ ಕವನದ ಸಾಹಿತ್ಯ ಪ್ರಕಾರದಲ್ಲಿ ಆಸಕ್ತಿ ಮೂಡಿಸುವುದು</li> <li>ಮೋಹಕ್ಕೆ ಸಿಲುಕಿದವರಿಗೆ ನೈಜತೆಯ ಅರಿವಾಗುವುದಿಲ್ಲ</li> <li>ಪದ್ಯವನ್ನು ರಾಗವಾಗಿ ಹಾಡುವುದು</li> <li>ಅಲಂಕಾರಗಳ ಬಗ್ಗೆ ತಿಳಿಯುವರು</li> </ul>	<ul style="list-style-type: none"> <li>ಶಿಕ್ಷಕರು ರಾಗವಾಗಿ ಹಾಡುವರು</li> <li>“ಮೋಹ ಸರ್ವನಾಶಕ್ಕೆ ಕಾರಣ” ಎಂಬುದನ್ನು ಅರ್ಥೈಸುವರು.</li> <li>ಪದ್ಯದಲ್ಲಿಯೇ ಕಥೆಯ ನಿರೂಪಣೆಯನ್ನು ಮನಗಾಣಿಸುವುದು</li> <li>ಅಲಂಕಾರ : ಉಪಮೆ, ರೂಪಕ ಲಕ್ಷಣಗಳು</li> </ul>	<ul style="list-style-type: none"> <li>ಪದ್ಯವನ್ನು ಲಯಬದ್ಧವಾಗಿ ಹಾಡುವರು</li> <li>ಮೋಡದಿಂದಾಗುವ ಅನಾಹುತಗಳನ್ನು ತಿಳಿಯುವರು</li> <li>ಪಾರಿವಾಳಗಳಿಗೆ ಆದ ಪರಿಸ್ಥಿತಿಯನ್ನು ಅರ್ಥೈಸಿಕೊಳ್ಳುವರು</li> </ul>	<ul style="list-style-type: none"> <li>ತಾವು ಕೇಳಿ ತಿಳಿದ ಕಥನ ಕವನಗಳನ್ನು ಹಾಡುವರು ಮತ್ತು ಸಂಗ್ರಹಣೆ ಮಾಡುವರು</li> </ul>	<ul style="list-style-type: none"> <li>9ನೇ ತರಗತಿ ಕನ್ನಡ ಪಠ್ಯಪುಸ್ತಕ</li> <li>ಸರಂ ಎಕ್ಸುಂಡಿ ಅವರ ಗ್ರಂಥಗಳು</li> </ul>	<ul style="list-style-type: none"> <li>ಯೂಟ್ಯೂಬ್</li> <li>ದೀಕ್ಷಯಾಪ್</li> </ul>
5	7		<ul style="list-style-type: none"> <li>ಪುನಶ್ಚರಣೆ</li> <li>ರಚನಾತ್ಮಕ ಮೌಲ್ಯಮಾಪನ -1 (FA – I)</li> </ul>	FORMATIVE ASSESMENT - I				
6	8	ಗುಣಸಾಗರಿ ಪಂಥರಿ ಬಾಯಿ (ಪಠ್ಯ ಪೂರಕ ಪಾಠಗಳು)	<ul style="list-style-type: none"> <li>ವ್ಯಕ್ತಿ ಚಿತ್ರ, ಆಧುನಿಕ ಸಾಹಿತ್ಯ ಪ್ರಕಾರದ ಬಗ್ಗೆ ಆಸಕ್ತಿ ಮೂಡಿಸುವುದು</li> <li>ಲಲಿತ ಕಲೆಗಳಲ್ಲಿ ಹೆಸರು ಮಾಡಿರುವ ವ್ಯಕ್ತಿಗಳ ಬಗ್ಗೆ ತಿಳಿಯುವರು</li> <li>ಪಂಥರಿ ಬಾಯಿ ಅವರ ಜೀವನ, ಸಾಧನೆಗಳನ್ನು ತಿಳಿದು ಕೊಳ್ಳುವರು</li> </ul>	<ul style="list-style-type: none"> <li>ಪಾಠ ವಾಚನವನ್ನು ಕ್ರಮಬದ್ಧವಾಗಿ ಮಾಡುವರು</li> <li>ಅಪರಿಚಿತ / ಪರಿಚಿತ ಗದ್ಯವನ್ನು ಅರ್ಥೈಸಿಕೊಳ್ಳುವರು</li> <li>ಕೌಶಲ್ಯಗಳನ್ನು ತಿಳಿಸುವರು</li> <li>ವಾಕ್ಯದ ವಿಧಗಳನ್ನು ಪರಿಚಯಿಸುವುದು</li> </ul>	<ul style="list-style-type: none"> <li>ಪಾಠವನ್ನು ಕ್ರಮಬದ್ಧವಾಗಿ ಓದುವರು</li> <li>ಪಾಠವನ್ನು ಅರ್ಥ ಮಾಡಿಕೊಂಡು ಪ್ರಶ್ನೆಗಳಿಗೆ ಉತ್ತರಿಸುವರು</li> <li>ಪಂಥರಿ ಬಾಯಿ ಅವರ ಜೀವನ ಸಾಧನೆಗಳನ್ನು ತಿಳಿಯುವರು</li> </ul>	<ul style="list-style-type: none"> <li>ಇತರೆ ಕೃತಿಗಳಲ್ಲಿ ಸಾಧನೆ ಮಾಡಿರುವವರ ಬಗ್ಗೆ ಯೋಜನೆ ತಯಾರಿಸುವರು</li> </ul>	<ul style="list-style-type: none"> <li>9ನೇ ತರಗತಿ ಕನ್ನಡ ಪಠ್ಯಪುಸ್ತಕ</li> <li>ಗ್ರಂಥಾಲಯದಲ್ಲಿನ ಇತರೆ ವ್ಯಕ್ತಿಗಳ ಜೀವನ ಚರಿತ್ರೆಯ ಪುಸ್ತಕಗಳು</li> </ul>	<ul style="list-style-type: none"> <li>ಯೂಟ್ಯೂಬ್</li> <li>ದೀಕ್ಷಯಾಪ್</li> </ul>



ಕ್ರ. ಸಂ.	ವಾರ	ಪಾಠ	ಕಲಿಕಾ ಫಲಗಳು	ಚಟುವಟಿಕೆಗಳು			ಸಂಪನ್ಮೂಲಗಳು	
				ಶಿಕ್ಷಕ	ವಿದ್ಯಾರ್ಥಿಗಳು	ಸಮೂಹ	ಭೌತಿಕ	ಅಂತರ್ಜಾಲ
7	9	ಧರ್ಮ ಸಮದೃಷ್ಟಿ (ಗದ್ಯ)	<ul style="list-style-type: none"> <li>ಶಾಸನಗಳ ಮಹತ್ವವನ್ನು ತಿಳಿಸುವುದು</li> <li>ಧರ್ಮಗಳ ನಡುವಿನ ಸಮನ್ವಯತೆಯನ್ನು ತಿಳಿಯುವರು</li> <li>ಜೈನ ವೈಷ್ಣವ ಧರ್ಮಗಳ ಪರಂಪರೆ ತಿಳಿಯುವರು</li> <li>ಸಂಸ್ಕೃತ ಸಂಧಿಗಳ ಬಗ್ಗೆ ತಿಳಿಯುವರು</li> </ul>	<ul style="list-style-type: none"> <li>ಪಾಠವಾಚನವನ್ನು ಕ್ರಮ ಬದ್ಧವಾಗಿ ಮಾಡುವರು</li> <li>ಧಾರ್ಮಿಕ ಸಹಿಷ್ಣುತೆಗೆ ರಾಜರುಗಳ ಕೊಡುಗೆಯನ್ನು ತಿಳಿಯಪಡಿಸುವರು</li> <li>ಸಂಧಿ ನಿಯಮಗಳನ್ನು ತಿಳಿಸುವರು</li> </ul>	<ul style="list-style-type: none"> <li>ಕ್ರಮಬದ್ಧವಾಗಿ ಪಾಠವನ್ನು ಓದುವರು</li> <li>ಬುಕ್ಕರಾಯನು ಶಾಸನ ಬರೆಸಲು ಕಾರಣಗಳನ್ನು ತಿಳಿಯುವರು</li> <li>ಯಣ್, ಜಸ್ವ ಸಂಧಿ ಗಳನ್ನು ತಿಳಿಯುವರು</li> </ul>	<ul style="list-style-type: none"> <li>ಸ್ಥಳೀಯವಾಗಿರುವ ಶಾಸನಗಳ ಬಗ್ಗೆ ಒಂದು ಯೋಜನೆ ತಯಾರಿಸುವುದು</li> </ul>	<ul style="list-style-type: none"> <li>9ನೇ ತರಗತಿ ಕನ್ನಡ ಪಠ್ಯಪುಸ್ತಕ</li> <li>ಶಾಸನಗಳ ಬಗ್ಗೆ ಇರುವ ಪುಸ್ತಕಗಳು</li> </ul>	<ul style="list-style-type: none"> <li>ಯೂಟ್ಯೂಬ್</li> <li>ದೀಕ್ಷಯಾಪ್</li> </ul>
8	10	ಸಿರಿಯಿನಿನೇನ ಬಣ್ಣಿಪೆನು (ಗದ್ಯ)	<ul style="list-style-type: none"> <li>ಪ್ರಾಚೀನ ಜೈನಕವಿಗಳ ಬಗ್ಗೆ ಆಸಕ್ತಿ ಮೂಡಿಸುವುದು</li> <li>ದೇಶೀಯ ಛಂದಸ್ಸು ಸಾಂಗತ್ಯದ ಬಗ್ಗೆ ಪರಿಚಯ ಮಾಡಿಸುವುದು</li> <li>ಭರತನ ವೈಭವ, ಆಸ್ಥಾನದ ವರ್ಣನೆಯನ್ನು ತಿಳಿಯುವರು</li> </ul>	<ul style="list-style-type: none"> <li>ಪದ್ಯವನ್ನು ರಾಗವಾಗಿ ಹಾಡುವರು</li> <li>ಭರತನನ್ನು ಕವಿ ವರ್ಣಿಸುವ ರೀತಿಯನ್ನು ಅಲಂಕಾರಗಳಿಂದ ಅರ್ಥೈಸುವರು</li> <li>ಸಾಂಗತ್ಯದ/ಅಂಶಿಗಣದ ಲಕ್ಷಣ ತಿಳಿಯುವರು</li> </ul>	<ul style="list-style-type: none"> <li>ಪದ್ಯವನ್ನು ರಾಗವಾಗಿ ವಾಚನ ಮಾಡುವರು</li> <li>ಭರತನನ್ನು ನೋಡಲು ನೆರೆದ ಪ್ರಜೆಗಳ ಕುತೂಹಲವನ್ನು ಅರಿಯುವರು</li> <li>ವೃತ್ತತ್ತಿ ಅರ್ಥ, ಉಪಮೆ ಅಲಂಕಾರಗಳನ್ನು ತಿಳಿದುಕೊಳ್ಳುವರು</li> </ul>	<ul style="list-style-type: none"> <li>ರನ್ನ, ಪಂಪ, ಜನ್ನ ಕವಿಗಳ ಬಗ್ಗೆ ಯೋಜನೆ ತಯಾರಿಸುವರು</li> </ul>	<ul style="list-style-type: none"> <li>9ನೇ ತರಗತಿ ಕನ್ನಡ ಪಠ್ಯಪುಸ್ತಕ</li> <li>ರತ್ನಾಕರ ವರ್ಣಿಯ ಇತರ ಕೃತಿ ಗಳನ್ನು ಹೆಸರಿಸುವರು</li> </ul>	<ul style="list-style-type: none"> <li>ಯೂಟ್ಯೂಬ್</li> <li>ದೀಕ್ಷಯಾಪ್</li> </ul>
9	11	ಆದರ್ಶ ಶಿಕ್ಷಕ ಸರ್ವೇಪಲ್ಲಿ ರಾಧಾಕೃಷ್ಣನ್ (ಗದ್ಯ)	<ul style="list-style-type: none"> <li>ಬಹುಮುಖ ಪ್ರತಿಭೆಯುಳ್ಳ ರಾಧಾಕೃಷ್ಣನ್ ಅವರ ಬಗ್ಗೆ ತಿಳಿಸುವುದು</li> <li>ವ್ಯಕ್ತಿ ಚಿತ್ರ ಸಾಹಿತ್ಯದ ಪ್ರಕಾರದ ಬಗ್ಗೆ ಆಸಕ್ತಿ ಮೂಡಿಸುವುದು</li> <li>ಸಮಾಸಗಳನ್ನು ಪರಿಚಯಿಸುವುದು</li> </ul>	<ul style="list-style-type: none"> <li>ಪಾಠವನ್ನು ಕ್ರಮಬದ್ಧವಾಗಿ ವಾಚನ ಮಾಡುವರು</li> <li>ರಾಧಾಕೃಷ್ಣನ್ ಅವರ ಜೀವನ ಸಾಧನೆಗಳನ್ನು ಪರಿಚಯಿಸುವುದು</li> <li>ದ್ವಂದ್ವ ಮತ್ತು ಬಹುವ್ರೀ ಸಮಾಸಗಳನ್ನು ತಿಳಿಯುವರು</li> </ul>	<ul style="list-style-type: none"> <li>ಪಾಠವನ್ನು ತಪ್ಪುಗಳಿಲ್ಲದೆ ಕ್ರಮವಾಗಿ ವಾಚನ ಮಾಡುವರು</li> <li>ಅಧ್ಯಾಪಕರಾಗಿ ರಾಧಾ ಕೃಷ್ಣನ್‌ರವರು ಸಲ್ಲಿಸಿದ ಸೇವೆಯನ್ನು, ಪುಸ್ತಕ ಗಳನ್ನು ತಿಳಿಯುವರು</li> <li>ಸಮಾಸದ ಲಕ್ಷಣಗಳನ್ನು ತಿಳಿಯುವರು</li> </ul>	<ul style="list-style-type: none"> <li>ರಾಷ್ಟ್ರೀಯ ನಾಯಕರ ಬಗ್ಗೆ ಮಾಹಿತಿಯನ್ನು ಬರೆಯುವುದು</li> <li>ಟಿಪ್ಪಣಿ ಬರೆಯುವರು</li> </ul>	<ul style="list-style-type: none"> <li>9ನೇ ತರಗತಿ ಕನ್ನಡ ಪಠ್ಯಪುಸ್ತಕ</li> <li>ಮಹಾ ನೀಯರಗಳ ಜೀವನ ಚರಿತ್ರೆಗಳು</li> </ul>	<ul style="list-style-type: none"> <li>ಯೂಟ್ಯೂಬ್</li> <li>ದೀಕ್ಷಯಾಪ್</li> </ul>

ಕ್ರ. ಸಂ.	ವಾರ	ಪಾಠ	ಕಲಿಕಾ ಫಲಗಳು	ಚಟುವಟಿಕೆಗಳು			ಸಂಪನ್ಮೂಲಗಳು	
				ಶಿಕ್ಷಕ	ವಿದ್ಯಾರ್ಥಿಗಳು	ಸಮೂಹ	ಭೌತಿಕ	ಅಂತರ್ಜಾಲ
10	12		<ul style="list-style-type: none"> <li>ಪುನಶ್ಚರಣೆ</li> <li>ರಚನಾತ್ಮಕ ಮೌಲ್ಯಮಾಪನ -</li> </ul>	<b>II FORMATIVE ASSESMENT - II</b>				
11	13	ರಂಜಾನ್ ಸುರಕುಂಬ (ಪದ್ಯ)	<ul style="list-style-type: none"> <li>ಉತ್ತರ ಕರ್ನಾಟಕದ ಭಾವೈಕ್ಯತೆಯ ಆಚರಣೆಯ ಬಗ್ಗೆ ಆಸಕ್ತಿ ಮೂಡಿಸುವುದು</li> <li>ಮೂಢನಂಬಿಕೆ ರಹಿತ ಜೀವನದ ಮಹತ್ವವನ್ನು ತಿಳಿಸುವುದು</li> </ul>	<ul style="list-style-type: none"> <li>ಕ್ರಮಬದ್ಧವಾಗಿ ಪಾಠವನ್ನು ವಾಚನ ಮಾಡುವುದು</li> <li>ರಂಜಾನ್ ಹಬ್ಬದ ಸಡಗರ ವನ್ನು ತಿಳಿಯ ಪಡಿಸುವುದು</li> <li>ಮೂಢನಂಬಿಕೆಗಳ ಬಗ್ಗೆ ತಿಳಿಸುವುದು</li> </ul>	<ul style="list-style-type: none"> <li>ಪಾಠವನ್ನು ಕ್ರಮವಾಗಿ ಓದುವರು</li> <li>ಸಹೋದರತೆಯ ಮೌಲ್ಯವನ್ನು ಅರಿಯುವರು</li> </ul>	<ul style="list-style-type: none"> <li>ಮೂಢನಂಬಿಕೆಗಳ ಬಗ್ಗೆ ಪ್ರಬಂಧ ಬರೆಯುವರು</li> </ul>	<ul style="list-style-type: none"> <li>9ನೇ ತರಗತಿ ಪಠ್ಯಪುಸ್ತಕ</li> <li>ಬಸವಣ್ಣನವರ ವಚನಗಳನ್ನು ಸಂಗ್ರಹಿಸಿ.</li> </ul>	<ul style="list-style-type: none"> <li>ಯೂಟ್ಯೂಬ್</li> <li>ದೀಕ್ಷಯಾಪ್</li> </ul>
12	14 15	ನಿಯತಿಯ ನಾರ್ ಮೀರಿದಪರ್ (ಗದ್ಯ)	<ul style="list-style-type: none"> <li>ಪ್ರಾಚೀನ ಜೈನ ಸಾಹಿತ್ಯದ ಬಗ್ಗೆ ಆಸಕ್ತಿ ಮೂಡಿಸುವುದು</li> <li>ಕಂದ ಪದ್ಯದ ಲಕ್ಷಣಗಳನ್ನು ತಿಳಿಸುವುದು</li> <li>ಅಹಿಂಸೆ, ತ್ಯಾಗ, ನಿಯಮ, ನಿಷ್ಠೆ ಇತರೆ ಮೌಲ್ಯಗಳನ್ನು ತಿಳಿಯ ಪಡಿಸುವುದು.</li> </ul>	<ul style="list-style-type: none"> <li>ಪದ್ಯವನ್ನು ರಾಗವಾಗಿ ಛಂದೋಬದ್ಧವಾಗಿ ಹಾಡುವರು</li> <li>ಮಾರಿದತ್ತನ ಬಲಿ, ಹಿಂಸೆಗಳ ಬಗ್ಗೆ ವರ್ಣಿಸುವರು</li> <li>ಅಭಯರುಚಿ, ಅಭಯಮತಿ ಯರು ಒಬ್ಬರನ್ನೊಬ್ಬರು ಸಂತೈಸಿದ ರೀತಿ</li> <li>ಛಂದಸ್ಸು, ಪ್ರಸ್ತಾರಗಳ ಬಗ್ಗೆ ತಿಳಿಸುವರು</li> </ul>	<ul style="list-style-type: none"> <li>ವಿದ್ಯಾರ್ಥಿಗಳು ಶಿಕ್ಷಕರು ಹೇಳಿದ ಸಂಘಟನೆಗಳು ಅರ್ಥೈಸಿಕೊಳ್ಳುವರು</li> <li>ಸಮಾಸ, ವಿರುದ್ಧ ಪದಗಳು, ಪ್ರಬಂಧಗಳ ಬಗ್ಗೆ ತಿಳಿಯುವರು</li> </ul>	<ul style="list-style-type: none"> <li>ವಿದ್ಯಾರ್ಥಿಗಳನ್ನು ತಂಡಗಳಾಗಿ ಮಾಡಿ, ಮೌಢ್ಯತೆ, ಮೂಢ ನಂಬಿಕೆಗಳ ಬಗ್ಗೆ ಚರ್ಚಿಸುವಂತೆ ತಿಳಿಸುವುದು</li> </ul>	<ul style="list-style-type: none"> <li>ಲೇಖಕರ ಭಾವಚಿತ್ರ</li> <li>ಮೂಕಪ್ಪಾಣಿ ಗಳ ಬಲಿ ಕೊಡುವ ಚಿತ್ರಗಳು</li> </ul>	<ul style="list-style-type: none"> <li>ಯೂಟ್ಯೂಬ್</li> <li>ದೀಕ್ಷಯಾಪ್</li> </ul>
13	16	ಪ್ರಜಾನಿಷ್ಠೆ (ಗದ್ಯ)	<ul style="list-style-type: none"> <li>ಕಾದಂಬರಿ ಪ್ರಕಾರದ ಮಹತ್ವವನ್ನು ತಿಳಿಯುವರು</li> <li>ಪ್ರಜೆ, ರಾಜ ರಾಜ್ಯದ ಅಭಿವೃದ್ಧಿಗೆ ಪೂರಕ ಎಂದು ತಿಳಿಸುವುದು</li> <li>ಹೊಯ್ಸಳರ ಬಗ್ಗೆ ಮಾಹಿತಿ ಯನ್ನು ತಿಳಿಸುವುದು</li> </ul>	<ul style="list-style-type: none"> <li>ಪಾಠವನ್ನು ಕ್ರಮಬದ್ಧವಾಗಿ ವಾಚನ ಮಾಡುವರು</li> <li>ಪ್ರಜೆಗಳು, ರಾಜರು ಒಂದು ರಾಜ್ಯದ ಪ್ರಗತಿಗೆ ಹೇಗೆ ಆಲೋಚಿಸಬೇಕು ಎಂಬುದನ್ನು ವಿವರಿಸಿದರು</li> <li>ಸಂಧಿಗಳು ಸಮಾಸಗಳನ್ನು ಆರ್ಥೈಸುವರು</li> </ul>	<ul style="list-style-type: none"> <li>ಕರ್ನಾಟಕದ ಶ್ರೇಷ್ಠ ರಾಜ ವಂಶಗಳ ಬಗ್ಗೆ ತಿಳಿಯುವರು</li> <li>ಪಾಠವನ್ನು ಕ್ರಮವಾಗಿ ಓದುವರು</li> <li>ಈರಣ್ಣ ಬೀರಣ್ಣ ಅವರ ಸಂವಾದವನ್ನು ಅರಿತು ಸ್ವತಃ ಹೇಳುವರು</li> </ul>	<ul style="list-style-type: none"> <li>ರಾಜಮನೆತನಗಳ ಬಗ್ಗೆ ಟಿಪ್ಪಣಿ ಬರೆಯುವರು</li> <li>ಯೋಜನಾಕಾರ್ಯ ಮಾಡುವರು</li> </ul>	<ul style="list-style-type: none"> <li>9ನೇ ತರಗತಿ ಕನ್ನಡ ಪಠ್ಯಪುಸ್ತಕ</li> <li>ಗ್ರಂಥಾಲಯ ಗಳಲ್ಲಿನ ಪುಸ್ತಕಗಳು</li> </ul>	<ul style="list-style-type: none"> <li>ಯೂಟ್ಯೂಬ್</li> <li>ದೀಕ್ಷಯಾಪ್</li> </ul>



ಕ್ರ. ಸಂ.	ವಾರ	ಪಾಠ	ಕಲಿಕಾ ಫಲಗಳು	ಚಟುವಟಿಕೆಗಳು			ಸಂಪನ್ಮೂಲಗಳು	
				ಶಿಕ್ಷಕ	ವಿದ್ಯಾರ್ಥಿಗಳು	ಸಮೂಹ	ಭೌತಿಕ	ಅಂತರ್ಜಾಲ
14	17	ಮರಳಿ ಮನೆಗ (ಪದ್ಯ)	<ul style="list-style-type: none"> <li>ಆಧುನಿಕ ಪದ್ಯ ರಚನೆಕಾರರ ಬಗ್ಗೆ ಆಸಕ್ತಿ ಮೂಡಿಸುವುದು</li> <li>ದಲಿತ ಸಾಹಿತ್ಯದ ಬಗ್ಗೆ ಅವಗಾಹನೆ ಮೂಡಿಸುವುದು</li> <li>ಬುದ್ಧನ ವ್ಯಕ್ತಿತ್ವ, ತ್ಯಾಗ, ಆತನ ತತ್ವಗಳ ಬಗ್ಗೆ ತಿಳಿಸುವುದು</li> <li>ಅಸಮಾನತೆ ತೊಲಗಿಸಲು ಮತ್ತೆ ವಿಶೇಷ ವ್ಯಕ್ತಿಯು ಬರಬೇಕೆಂದು ತಿಳಿಯುವರು</li> </ul>	<ul style="list-style-type: none"> <li>ಪದ್ಯವನ್ನು ರಾಗವಾಗಿ ಹಾಡುವರು</li> <li>ಭಾರತದೇಶದಲ್ಲಿ ಅಸಮಾನತೆ ತಲೆದೋರಿದೆ. ಅದನ್ನು ನಿವಾರಿಸಲು ಬುದ್ಧನ ತತ್ವಗಳ ಅಗತ್ಯವಿದೆ ಎಂದು ತಿಳಿಯುವರು</li> <li>ಆಧುನಿಕ ಸಮಾಜದ ಪರಿಸ್ಥಿತಿಗಳನ್ನು ವಿವರಿಸುವರು, ಸಾರಾಂಶವನ್ನು ತಿಳಿಯುವರು</li> </ul>	<ul style="list-style-type: none"> <li>ಪದ್ಯವನ್ನು ರಾಗವಾಗಿ ಹಾಡುವರು</li> <li>ಬುದ್ಧನ ವ್ಯಕ್ತಿತ್ವವನ್ನು ಹಲವು ನಿದರ್ಶನಗಳಿಂದ ಅರಿಯುವರು</li> <li>ಪ್ರಸ್ತುತ ಸಮಾಜಕ್ಕೆ ಬುದ್ಧನ ತತ್ವಗಳನ್ನು ಸಮೀಕರಿಸುವರು</li> <li>ಸಾರಾಂಶವನ್ನು ತಮ್ಮದೇ ಮಾತಿನಲ್ಲಿ ತಿಳಿಸುವರು</li> </ul>	<ul style="list-style-type: none"> <li>ಸಮಾಜ ಸುಧಾರಕರ ಬಗ್ಗೆ ಮಾಹಿತಿ ಸಂಗ್ರಹಿಸುವರು</li> <li>ಬುದ್ಧನ ಬಗ್ಗೆ ಯೋಜನೆಗಳನ್ನು ತಯಾರಿಸುವರು</li> </ul>	<ul style="list-style-type: none"> <li>ಶಾಲಾ ಗ್ರಂಥಾಲಯದಲ್ಲಿನ ಬುದ್ಧನ ಕುರಿತ ಪುಸ್ತಕಗಳು</li> <li>9ನೇ ತರಗತಿ ಪಠ್ಯಪುಸ್ತಕ</li> </ul>	<ul style="list-style-type: none"> <li>ಯೂಟ್ಯೂಬ್</li> <li>ದೀಕ್ಷಯಾಪ್</li> </ul>
15	18		<ul style="list-style-type: none"> <li>ಪುನಶ್ಚರಣೆ</li> <li>ಸಂಗ್ರಹಣಾತ್ಮಕ ಮೌಲ್ಯಮಾಪನ - I</li> </ul>	SUMMATIVE ASSESMENT - I				
16	19	ಜನಪದ ಕಲೆಗಳ ವೈಭವ (ಗದ್ಯ)	<ul style="list-style-type: none"> <li>ಜನಪದ ಕಲೆಗಳು ಪ್ರಾಚೀನ ವಾದವು, ಅವು ಬದುಕಿನ, ಮನೋರಂಜನೆಯ ಭಾಗ ಎಂಬುದನ್ನು ತಿಳಿಯುವರು</li> <li>ಜನಪದ ಸಾಹಿತ್ಯ ಪ್ರಕಾರಗಳ ಬಗ್ಗೆ ತಿಳಿಯುವರು</li> <li>ವೀರಗಾಸೆ, ಕಂಸಾಳೆ, ಡೊಳ್ಳು ಕುಣಿತ, ಯಕ್ಷಗಾನಗಳ ಬಗ್ಗೆ ತಿಳಿಯುವರು</li> </ul>	<ul style="list-style-type: none"> <li>ಪಾಠವನ್ನು ಕ್ರಮಬದ್ಧವಾಗಿ ವಾಚನ ಮಾಡುವರು</li> <li>ಡೊಳ್ಳುಕುಣಿತ, ವೀರಗಾಸೆ, ಯಕ್ಷಗಾನ, ಕಂಸಾಳೆ ಕಲೆಗಳ ಬಗ್ಗೆ ಮಾಹಿತಿ ತಿಳಿಸುವರು</li> <li>ಅಕರ್ಮಕ ಮತ್ತು ಸಕರ್ಮಕ ವಾಕ್ಯಗಳನ್ನು ತಿಳಿಸುವರು</li> </ul>	<ul style="list-style-type: none"> <li>ಪಾಠವನ್ನು ಕ್ರಮವಾಗಿ ಓದುವರು.</li> <li>ಕರ್ನಾಟಕದ ಜನಪದ ಪ್ರಮುಖ ಕಲೆಗಳ ಬಗ್ಗೆ ತಿಳಿಯುವರು</li> <li>ವಾಕ್ಯದ ವಿಧಗಳನ್ನು ಅರ್ಥೈಸಿಕೊಂಡು ಉದಾಹರಣೆಗಳನ್ನು ಹೇಳುವರು</li> </ul>	<ul style="list-style-type: none"> <li>ಸ್ಥಳೀಯ ಜನಪದ ಕಲೆಗಳ ಬಗ್ಗೆ ಮಾಹಿತಿ ಸಂಗ್ರಹಿಸುವರು</li> <li>ಯೋಜನೆಗಳನ್ನು ತಯಾರಿಸುವರು</li> </ul>	<ul style="list-style-type: none"> <li>ಕಲೆಗಳ ಬಗ್ಗೆ ಕುರಿತಾದ ಕೆಲವು ಪುಸ್ತಕಗಳು</li> <li>9ನೇ ತರಗತಿ ಪಠ್ಯಪುಸ್ತಕ</li> </ul>	<ul style="list-style-type: none"> <li>ಯೂಟ್ಯೂಬ್</li> <li>ದೀಕ್ಷಯಾಪ್</li> </ul>
17	20	ನನ್ನಾಸೆ ( ಪದ್ಯ ಪಠ್ಯಪೂರಕ ಅಧ್ಯಯನ)	<ul style="list-style-type: none"> <li>ಸಮಾಜದಲ್ಲಿ ಹಿಂದುಳಿದ ವರ್ಗಗಳಿಗೆ ಆಸರೆಯಾಗುವ ಕವಯಿತ್ರಿಯ ಆಸೆಯನ್ನು ತಿಳಿಯುವರು</li> </ul>	<ul style="list-style-type: none"> <li>ಕವಿಯಿತಿ, ತಾನು ಒರತೆ, ದೀಕ್ಷ, ಮರ, ಊರುಗೋಲು ಇತರ ನಿದರ್ಶನಗಳನ್ನು ನೀಡಿರುವುದನ್ನು ವಿವರಿಸುವರು</li> </ul>	<ul style="list-style-type: none"> <li>ಪರೋಪಕಾರವಾಗುವ ಅಂಶವನ್ನು ತಿಳಿಯುವರು ನಿದರ್ಶನಗಳನ್ನು ಹೇಳುವರು.</li> </ul>	<ul style="list-style-type: none"> <li>ದಲಿತ ಕವಿಗಳ ಬಗ್ಗೆ ಒಂದು ಯೋಜನೆಯನ್ನು ತಯಾರಿಸುವುದು</li> </ul>	<ul style="list-style-type: none"> <li>ದಲಿತ ಸಾಹಿತ್ಯಕ್ಕೆ ಸಂಬಂಧಿಸಿದ ಪುಸ್ತಕಗಳು</li> </ul>	<ul style="list-style-type: none"> <li>ಯೂಟ್ಯೂಬ್</li> <li>ದೀಕ್ಷಯಾಪ್</li> </ul>

ಕ್ರ. ಸಂ.	ವಾರ	ಪಾಠ	ಕಲಿಕಾ ಫಲಗಳು	ಚಟುವಟಿಕೆಗಳು			ಸಂಪನ್ಮೂಲಗಳು	
				ಶಿಕ್ಷಕ	ವಿದ್ಯಾರ್ಥಿಗಳು	ಸಮೂಹ	ಭೌತಿಕ	ಅಂತರ್ಜಾಲ
			<ul style="list-style-type: none"> <li>ಅಪರಿಚಿತ ಪದ್ಯಗಳನ್ನು ಅರ್ಥೈಸಿಕೊಳ್ಳುವರು</li> <li>ದಲಿತ ಸಾಹಿತ್ಯದ ಬಗ್ಗೆ ಆಸಕ್ತಿ ಮೂಡಿಸುವುದು</li> </ul>	<ul style="list-style-type: none"> <li>ಈ ಪದ್ಯದ ಸಾರಾಂಶವನ್ನು ತಿಳಿಯುವರು.</li> </ul>	<ul style="list-style-type: none"> <li>ಈ ಪದ್ಯದ ಸಾರಾಂಶವನ್ನು ಸ್ವಂತ ಮಾತಿನಲ್ಲಿ ಬರೆಯುವರು.</li> </ul>	<ul style="list-style-type: none"> <li>9ನೇ ತರಗತಿ ಪಠ್ಯಪುಸ್ತಕ</li> </ul>		
18	21	ಊರು ಭಂಗ (ಪದ್ಯ)	<ul style="list-style-type: none"> <li>ನಾಟಕ ಸಾಹಿತ್ಯದ ಬಗ್ಗೆ ಆಸಕ್ತಿ ಮೂಡಿಸುವುದು</li> <li>ಭಾರತೀಯ ಪ್ರಾಚೀನ ಮಹಾ ಕಾವ್ಯಗಳಾದ ರಾಮಾಯಣ, ಮಹಾಭಾರತದ ಬಗ್ಗೆ ತಿಳುವಳಿಕೆ ಮೂಡಿಸುವುದು</li> <li>ಸಂಸ್ಕೃತ ಪ್ರಾಚೀನ ನಾಟಕಗಳ ಬಗ್ಗೆ ಆಸಕ್ತಿ ಮೂಡಿಸುವುದು</li> <li>ದುರ್ಯೋಧನನು ನಾಟಕದ ಕೊನೆಯಲ್ಲಿ ಜ್ಞಾನೋದಯ ಹೊಂದುವುದನ್ನು ತಿಳಿಯ ಪಡಿಸುವುದು</li> </ul>	<ul style="list-style-type: none"> <li>ನಾಟಕವನ್ನು ಭಾವನೆಗಳಿಗೆ ಅನುಗುಣವಾಗಿ ಸಂಭಾಷಣೆ ಮಾಡುವುದು</li> <li>ದುರ್ಯೋಧನ ತಾನು ದುರಂತ ನಾಯಕನಾಗಿ ಹೇಳುವ ಮನದಾಳದ ಮಾತುಗಳನ್ನು ವಿವರಿಸುವುದು</li> <li>ತಂದೆ, ತಾಯಿ, ಮಗ, ಅಶ್ವತ್ಥಾಮ ಇವರ ಭಾವನೆಗಳನ್ನು ಮಕ್ಕಳಿಗೆ ಅರ್ಥೈಸುವುದು</li> <li>ಧಾತು, ಕಾಲಪಲ್ಲಟ ವ್ಯಾಕರಣ ಅಂಶಗಳನ್ನು ಅರ್ಥೈಸುವುದು</li> </ul>	<ul style="list-style-type: none"> <li>ನಾಟಕದ ಸಂಭಾಷಣೆಗಳನ್ನು ಕ್ರಮವಾಗಿ ಓದಿ ಹೇಳುವರು</li> <li>ದುರ್ಯೋಧನನು ತಾನು ಪಶ್ಚಾತ್ತಾಪ, ತಪ್ಪಿನ ಅರಿವಾಗುವುದನ್ನು ತಿಳಿಯುವರು</li> <li>ಗಾಂಧಾರಿ, ದೃತರಾಷ್ಟ್ರರ ದುಃಖವನ್ನು ಅರಿಯುವರು</li> <li>ಅಭ್ಯಾಸದ ಪ್ರಶ್ನೆಗಳಲ್ಲಿ ವ್ಯಾಕರಣಾಂಶಗಳಿಗೆ ಉತ್ತರ ಬರೆಯುವರು</li> </ul>	<ul style="list-style-type: none"> <li>ಮಹಾಭಾರತದ ಇತರೆ ಪಾತ್ರಗಳನ್ನು ಕುರಿತು ಮಾಹಿತಿ ಸಂಗ್ರಹಿಸುವರು</li> <li>ನಾಟಕವನ್ನು ಪ್ರದರ್ಶಿಸುವರು</li> </ul>	<ul style="list-style-type: none"> <li>9ನೇ ತರಗತಿ ಕನ್ನಡ ಪಠ್ಯಪುಸ್ತಕ</li> <li>ರಾಮಾಯಣ ಮತ್ತು ಮಹಾಭಾರತ ಪಾತ್ರಗಳ ಕುರಿತಾದ ಪುಸ್ತಕಗಳು</li> </ul>	<ul style="list-style-type: none"> <li>ಯೂಟ್ಯೂಬ್</li> <li>ದೀಕ್ಷಯಾಪ್</li> </ul>
19	22	ತತ್ತ್ವ ಪದಗಳು (ಪದ್ಯ)	<ul style="list-style-type: none"> <li>ಆತ್ಮದ ಬಗೆಗಿನ ಪದಗಳೇ 'ತತ್ತ್ವ ಪದಗಳು' ಎಂಬುದನ್ನು ತಿಳಿಸುವುದು. ಆಸಕ್ತಿ ಬೆಳೆಸುವುದು</li> <li>ಗುರುಕರಣೆ, ಅಹಂಕಾರ, ಪರೋಪಕಾರ ಮುಂತಾದ ಅಂಶಗಳನ್ನು ತಿಳಿಸುವುದು</li> <li>ಬಿದಿರು ಹೆಗೆ ತಾನು ಪರೋಪಕಾರಕ್ಕೆ ಹೆಸರಾಗಿದೆ ಎಂಬುದನ್ನು ಅರ್ಥೈಸುವುದು</li> </ul>	<ul style="list-style-type: none"> <li>ಪದ್ಯವನ್ನು ಲಯ, ರಾಗವಾಗಿ ಹಾಡುವರು</li> <li>ಗುರುವಿನ ಮಹತ್ವ, ಬಿದಿರು ಸಸ್ಯದ ಪರೋಪಕಾರವನ್ನು ನಿದರ್ಶನಗಳೊಂದಿಗೆ ಅರ್ಥೈಸುವರು</li> <li>ಪ್ರಬಂಧ ರಚನೆಯ ಬಗ್ಗೆ ವಿವರಿಸುವರು</li> </ul>	<ul style="list-style-type: none"> <li>ಪದ್ಯವನ್ನು ರಾಗಯುಕ್ತವಾಗಿ ಹಾಡುತ್ತಾರೆ.</li> <li>ಬಿದಿರು ಹೆಗೆ ಮಾನವನಿಗೆ ಉಪಯೋಗವಾಗುತ್ತದೆ ಎಂಬುದನ್ನು ಹೇಳುವರು</li> <li>ಪ್ರಬಂಧ ರಚನೆಯ ಘಟ್ಟಗಳಿಗೆ ಅನುಗುಣವಾಗಿ ಪ್ರಬಂಧ ರಚನೆ ಮಾಡುವರು</li> </ul>	<ul style="list-style-type: none"> <li>ಇತರೆ ತತ್ತ್ವ ಪದಗಳನ್ನು ಸಂಗ್ರಹಿಸುವರು.</li> <li>ಬಿದಿರಿನ ಬಗ್ಗೆ ಪ್ರಬಂಧ ರಚಿಸುವರು</li> </ul>	<ul style="list-style-type: none"> <li>9ನೇ ತರಗತಿ ಕನ್ನಡ ಪಠ್ಯಪುಸ್ತಕ</li> <li>ಪಂಚತಂತ್ರ ಕಥೆಗಳು</li> </ul>	<ul style="list-style-type: none"> <li>ಯೂಟ್ಯೂಬ್</li> <li>ದೀಕ್ಷಯಾಪ್</li> </ul>

ಕ್ರ. ಸಂ.	ವಾರ	ಪಾಠ	ಕಲಿಕಾ ಫಲಗಳು	ಚಟುವಟಿಕೆಗಳು			ಸಂಪನ್ಮೂಲಗಳು	
				ಶಿಕ್ಷಕ	ವಿದ್ಯಾರ್ಥಿಗಳು	ಸಮೂಹ	ಭೌತಿಕ	ಅಂತರ್ಜಾಲ
20	23	ಹರಲೀಲೆ (ಗದ್ಯ)	<ul style="list-style-type: none"> <li>ಶಿವಶರಣರು ರಚಿಸಿದ ಸಾಹಿತ್ಯದ ಬಗ್ಗೆ ಆಸಕ್ತಿ ಮೂಡಿಸುವುದು</li> <li>ಹರಿಹರನ ರಗಳೆಯಲ್ಲಿ ಒಂದಾದ ನಂಬಿಯಣ್ಣನ ರಗಳೆಯನ್ನು ತಿಳಿಸುವುದು</li> <li>ಚಂಪೂ ಕಾವ್ಯದ ಲಕ್ಷಣಗಳನ್ನು ತಿಳಿಸುವುದು</li> <li>ರಗಳೆ ಭಂಧೋ ಪ್ರಕಾರದ ಬಗ್ಗೆ ಅವಗಾಹನೆ ಮೂಡಿಸುವುದು</li> </ul>	<ul style="list-style-type: none"> <li>ಪಾಠವನ್ನು ಕ್ರಮಬದ್ಧವಾಗಿ ವಾಚನ ಮಾಡುವರು</li> <li>ಹಳೆಗನ್ನಡ ಸಾಹಿತ್ಯದಲ್ಲಿ ಶರಣರ ರಚನೆಗಳನ್ನು ವಿವರಿಸುವುದು</li> <li>ನಂಬಿಯಣ್ಣನ ಜೀವನ, ಭಕ್ತಿ, ಮೋಕ್ಷ ಸಾಧನೆಯ ಬಗ್ಗೆ ವಿವರಿಸುವುದು</li> <li>ರಗಳೆ ಲಕ್ಷಣಗಳನ್ನು ತಿಳಿಸುವುದು</li> </ul>	<ul style="list-style-type: none"> <li>ಪಾಠವನ್ನು ಕ್ರಮವಾಗಿ ಓದುವರು</li> <li>ಹರಿಹರನ ರಗಳೆಯಲ್ಲಿ ನಂಬಿಯಣ್ಣನ ಭಕ್ತಿ, ಮೋಕ್ಷಗಳ ಬಗ್ಗೆ ತಿಳಿಯುವರು</li> <li>ಗದ್ಯ ಪದ್ಯ ಮಿಶ್ರಿತ ಸಾಹಿತ್ಯವೇ ಚಂಪೂ ಎಂಬುದನ್ನು ಅರ್ಥೈಸಿ ಕೊಳ್ಳುವುದು</li> </ul>	<ul style="list-style-type: none"> <li>ಶರಣರ ವಚನಗಳು, ರಚನೆಗಳನ್ನು ಕುರಿತು ಬರೆಯುವರು</li> <li>ನಂಬಿಯಣ್ಣ ಮಾಡಿದ ಅವಾಂತರಗಳನ್ನು ಸ್ವತಃ ಬರೆಯುವರು</li> </ul>	<ul style="list-style-type: none"> <li>9ನೇ ತರಗತಿ ಕನ್ನಡ ಪಠ್ಯಪುಸ್ತಕ</li> <li>ಶರಣರಿಗೆ ಸಂಬಂಧಿಸಿದ ಸಾಹಿತ್ಯದ ಪುಸ್ತಕಗಳು</li> </ul>	<ul style="list-style-type: none"> <li>ಯೂಟ್ಯೂಬ್</li> <li>ದೀಕ್ಷಯಾಪ್</li> </ul>
21	24		<ul style="list-style-type: none"> <li>ಪುನಶ್ಚರಣೆ</li> <li>ರಚನಾತ್ಮಕ ಮೌಲ್ಯಮಾಪನ - III</li> </ul>	FORMATIVE ASSESMENT - III				
22	25	ಉರಿದ ಬದುಕು (ಗದ್ಯ)	<ul style="list-style-type: none"> <li>ಸಣ್ಣಕತೆ ಸಾಹಿತ್ಯದ ಬಗ್ಗೆ ಆಸಕ್ತಿ ಬೆಳೆಸುವುದು</li> <li>ಹೈದ್ರಾಬಾದ್ ಕರ್ನಾಟಕದ ಹೋರಾಟದ ಬಗ್ಗೆ ಅವಗಾಹನೆ ಮೂಡಿಸುವುದು</li> <li>ರಜಾಕರ ವಿರುದ್ಧ ಹೋರಾಟದ ಮಾಹಿತಿ ಯನ್ನು ತಿಳಿಸುವುದು</li> </ul>	<ul style="list-style-type: none"> <li>ಪಾಠವನ್ನು ಕ್ರಮಬದ್ಧವಾಗಿ ಓದುವುದನ್ನು ತಿಳಿಸುವರು</li> <li>ತಿಪ್ಪಣ್ಣ, ಶಂಕರಣ್ಣ, ಖಾಸಿಮ್, ರಜಕರ ದುರ್ಗಪ್ಪ, ಇತರೆ ಪಾತ್ರಗಳ ವಿವರಣೆಗಳನ್ನು ತಿಳಿಸುವುದು</li> <li>ಅಸಮಾನತೆ ವಿರುದ್ಧ ಹೋರಾಟ ವ್ಯವಸ್ಥೆಯನ್ನು ತಿಳಿಸಿ ಕೊಡುವುದು</li> </ul>	<ul style="list-style-type: none"> <li>ಪಾಠವನ್ನು ಕ್ರಮವಾಗಿ ಓದುವರು</li> <li>ಚಾತಿವ್ಯವಸ್ಥೆ, ದಬ್ಬಾಳಿಕೆ ವಿರುದ್ಧದ ಹೋರಾಟಗಳನ್ನು ತಿಳಿಯುತ್ತಾರೆ.</li> <li>ಕುಲದ ಬಗ್ಗೆ ಹೊಂದಿರುವ ಮನೋಭಾವಗಳನ್ನು ತಿಳಿಯುವರು.</li> </ul>	<ul style="list-style-type: none"> <li>ಹೋರಾಟಗಳ ಕುರಿತ ಪುಸ್ತಕಗಳನ್ನು ಸಂಗ್ರಹಿಸಿ ಓದುವರು</li> <li>ಕರ್ನಾಟಕದಲ್ಲಿ ಹೋರಾಟಗಳ ಕುರಿತಾದ ಪುಸ್ತಕಗಳನ್ನು ಓದುವರು</li> </ul>	<ul style="list-style-type: none"> <li>9ನೇ ತರಗತಿ ಕನ್ನಡ ಪಠ್ಯಪುಸ್ತಕ</li> <li>ರಜಾಕರ ಪಾಲನೆಯ ಕುರಿತ ಮಾಹಿತಿ ಸಂಗ್ರಹಿಸುವುದು</li> </ul>	<ul style="list-style-type: none"> <li>ಯೂಟ್ಯೂಬ್</li> <li>ದೀಕ್ಷಯಾಪ್</li> </ul>

ಕ್ರ. ಸಂ.	ವಾರ	ಪಾಠ	ಕಲಿಕಾ ಫಲಗಳು	ಚಟುವಟಿಕೆಗಳು			ಸಂಪನ್ಮೂಲಗಳು	
				ಶಿಕ್ಷಕ	ವಿದ್ಯಾರ್ಥಿಗಳು	ಸಮೂಹ	ಭೌತಿಕ	ಅಂತರ್ಜಾಲ
23	26 27	ನಿನ್ನ ಮುತ್ತಿನ ಸತ್ತಿಗೆಯನ್ನಿತ್ತು ಸಲಹು (ಪದ್ಯ)	<ul style="list-style-type: none"> <li>ನಡುಗನ್ನಡ ಸಾಹಿತ್ಯದ ಬಗ್ಗೆ ಆಸಕ್ತಿ ಮೂಡಿಸುವುದು</li> <li>ಹರಿಶ್ಚಂದ್ರನ ಸತ್ಯ, ತ್ಯಾಗ, ಬಲಿದಾನದ ಕುರಿತು ಅರಿವು ಮೂಡಿಸುವುದು</li> <li>ವಿಶ್ವಾಮಿತ್ರನ ಪರೀಕ್ಷೆಗಳನ್ನು ಎದುರಿಸಿದ ಪರಿಯನ್ನು ಅರಿಯುವರು</li> <li>ಷಟ್ಪದಿಯ ಲಕ್ಷಣಗಳು, ಪ್ರಸ್ತಾರಗಳನ್ನು ತಿಳಿಯುವರು</li> </ul>	<ul style="list-style-type: none"> <li>ಪದ್ಯವನ್ನು ಲಯ, ರಾಗಬದ್ಧವಾಗಿ ಹಾಡುವರು.</li> <li>ಹರಿಶ್ಚಂದ್ರನ ವ್ಯಕ್ತಿತ್ವವನ್ನು ನಿದರ್ಶನಗಳಿಂದ ವಿವರಿಸುವರು</li> <li>ಮುತ್ತಿನ ಸತ್ತಿಗೆಯನ್ನು ಕುರಿತು ಹರಿಶ್ಚಂದ್ರನ ಅಭಿಪ್ರಾಯ ತಿಳಿಸುವರು</li> <li>ವಾರ್ಧಕ ಷಟ್ಪದಿಯ ವಿವರಣೆ ಉದಾಹರಣೆಗಳನ್ನು ಕೊಟ್ಟು ಹೇಳುವರು</li> </ul>	<ul style="list-style-type: none"> <li>ಪದ್ಯವನ್ನು ರಾಗಬದ್ಧವಾಗಿ ಹಾಡುವರು</li> <li>ಹರಿಶ್ಚಂದ್ರನು ಬೇಟೆಗೆ ಬಂದ ಪ್ರಸಂಗವನ್ನು ತಿಳಿದುಕೊಳ್ಳುವರು</li> <li>ಹರಿಶ್ಚಂದ್ರ &amp; ಗಾನ ರಾಣಿಯರ ನಡುವಿನ ಸಂವಾದವನ್ನು ಹೇಳುವರು</li> <li>ವಾರ್ಧಕ ಷಟ್ಪದಿ ಲಕ್ಷಣಗಳನ್ನು ಬರೆಯುವರು</li> </ul>	<ul style="list-style-type: none"> <li>ರಾಘವಾಂಕನ ಕಾವ್ಯಗಳನ್ನು ಕುರಿತು ಮಾಹಿತಿ ಬರೆಯುವರು</li> <li>ಹರಿಶ್ಚಂದ್ರನ ಕುರಿತು ಟಿಪ್ಪಣಿ ಬರೆಯುವರು</li> <li>ಛಂದಸ್ಸಿನ ಪುಸ್ತಕಗಳಿಂದ ಲಕ್ಷಣಗಳನ್ನು ಬರೆಯುವರು</li> </ul>	<ul style="list-style-type: none"> <li>9ನೇ ತರಗತಿ ಕನ್ನಡ ಪಠ್ಯಪುಸ್ತಕ</li> </ul>	<ul style="list-style-type: none"> <li>ಯೂಟ್ಯೂಬ್</li> <li>ದೀಕ್ಷಯಾಪ್</li> </ul>
24	28 29	ಕನ್ನಡ ನಾಡು ನುಡಿ (ಗದ್ಯ)	<ul style="list-style-type: none"> <li>ಕನ್ನಡ ನಾಡಿನ ನೆಲ, ಜಲ, ಶ್ರೇಷ್ಠ, ಸಾಹಿತ್ಯದ ಬಗ್ಗೆ ಆಸಕ್ತಿ ಮೂಡಿಸುವುದು</li> <li>ಅಂಡಯ್ಯ ಮಹಾಲಿಂಗರಂಗ, ಶ್ರೀವಿಜಯ ಮುಂತಾದವರ ಬಗ್ಗೆ ಅಭಿಮಾನ ಬೆಳೆಸುವುದು</li> <li>ಸಾಹಿತ್ಯದ ಪ್ರಾಚೀನತೆಯ ಬಗ್ಗೆ ಜನರ ಅಭಿಮಾನದ ಬಗ್ಗೆ ತಿಳಿಸುವುದು</li> <li>ಸಾಹಿತ್ಯದ ಪ್ರಾಚೀನತೆಯ ಬಗ್ಗೆ ಜನರ ಅಭಿಮಾನದ ಬಗ್ಗೆ ತಿಳಿಸುವುದು</li> </ul>	<ul style="list-style-type: none"> <li>ಪದ್ಯಗಳನ್ನು ರಾಗವಾಗಿ ಲಯ ಬದ್ಧವಾಗಿ ಹಾಡುವರು</li> <li>ಶ್ರೀವಿಜಯನು ಕನ್ನಡ ನಾಡಿನ ವಿಸ್ತಾರವನ್ನು ಹೇಳಿದ ಬಗ್ಗೆ, ಜನರ ಕವಿತಾ ಗುಣವನ್ನು ತಿಳಿಸುವರು</li> <li>ಅಂಡಯ್ಯ, ನಯಸೇನರ ಕನ್ನಡದಭಿಮಾನವನ್ನು ವಿವರಿಸುವರು</li> <li>ವೃತ್ತ ಕಂದ ಷಟ್ಪದಿಗಳನ್ನು ಉದಾ. ಸಹಿತ ವಿವರಿಸುವರು</li> </ul>	<ul style="list-style-type: none"> <li>ಪದ್ಯಗಳನ್ನು ರಾಗವಾಗಿ ಹಾಡುವರು</li> <li>ಕನ್ನಡ ಜನರ ಕವಿತಾ ಶಕ್ತಿ ಯನ್ನು ತಿಳಿಯುವರು</li> <li>ಅಂಡಯ್ಯ, ನಯಸೇನ, ಮಹಾಲಿಂಗರಂಗರ ಅಭಿಮಾನವನ್ನು ತಿಳಿಯುವರು</li> <li>ಪ್ರಸ್ತಾರ, ಗಣ ವಿಂಗಡನೆ, ಲಕ್ಷಣಗಳನ್ನು ಬರೆಯುವರು, ಹೇಳುವರು</li> </ul>	<ul style="list-style-type: none"> <li>ಪ್ರಾಚೀನ ಸಾಹಿತ್ಯದ ರಚನೆಗಳ ಪುಸ್ತಕಗಳನ್ನು ಸಂಗ್ರಹಿಸಿ ಯೋಜನೆ ತಯಾರಿಸುವರು</li> <li>ಕವಿಗಳ ಟಿಪ್ಪಣಿ ಬರೆಯುವರು</li> </ul>	<ul style="list-style-type: none"> <li>9ನೇ ತರಗತಿ ಕನ್ನಡ ಪಠ್ಯಪುಸ್ತಕ</li> <li>ಗ್ರಂಥಾಲಯದ ಪುಸ್ತಕಗಳು</li> </ul>	<ul style="list-style-type: none"> <li>ಯೂಟ್ಯೂಬ್</li> <li>ದೀಕ್ಷಯಾಪ್</li> </ul>
25	30		<ul style="list-style-type: none"> <li>ಪುನಶ್ಚರಣೆ</li> <li>ರಚನಾತ್ಮಕ ಮೌಲ್ಯಮಾಪನ - IV</li> </ul>	FORMATIVE ASSESMENT - IV				

ಕ್ರ. ಸಂ.	ವಾರ	ಪಾಠ	ಕಲಿಕಾ ಫಲಗಳು	ಚಟುವಟಿಕೆಗಳು			ಸಂಪನ್ಮೂಲಗಳು	
				ಶಿಕ್ಷಕ	ವಿದ್ಯಾರ್ಥಿಗಳು	ಸಮೂಹ	ಭೌತಿಕ	ಅಂತರ್ಜಾಲ
26	31	ಸಂಪೂರ್ಣ ವ್ಯಾಕರಣ ಪರಿಚಯ	<ul style="list-style-type: none"> <li>• ವಿಭಕ್ತಿಗಳು</li> <li>• ಅನ್ವಯಗಳು</li> <li>• ವಾಕ್ಯದ ವಿಧಗಳು</li> <li>• ತತ್ಸಮ -ತದ್ಭವ ಮತ್ತು ಇತರೆ</li> </ul>				<ul style="list-style-type: none"> <li>• 9ನೇ ತರಗತಿ ಕನ್ನಡ ಪಠ್ಯಪುಸ್ತಕ</li> </ul>	<ul style="list-style-type: none"> <li>• ಯೂಟ್ಯೂಬ್</li> <li>• ದೀಕ್ಷಯಾಪ್</li> </ul>
27	32 33	ಪುಟ್ಟ ಹಕ್ಕಿ (ಪೂರಕ ಪಾಠ ಪದ್ಯ)	<ul style="list-style-type: none"> <li>• ಬಂಡಾಯ ಸಾಹಿತ್ಯದ ಬಗ್ಗೆ ಆಸಕ್ತಿ ಮೂಡಿಸುವುದು</li> <li>• ಕವಿಯ ಪ್ರಯತ್ನಶೀಲ ಮನೋಭಾವ, ಕಷ್ಟಗಳನ್ನು ಎದುರಿಸುವ ಆಶಯವನ್ನು ಅರ್ಥೈಸುವುದು</li> <li>• ಅಡೆತಡೆಗಳನ್ನು ಮೀರಿ ಪಕ್ಷಿಯು ಮಾಡಿದ ನಿರಂತರ ಹೋರಾಟವನ್ನು ತಿಳಿಸುವುದು</li> </ul>	<ul style="list-style-type: none"> <li>• ಪದ್ಯಗಳನ್ನು ರಾಗವಾಗಿ ಲಯ ಬದ್ಧವಾಗಿ ಹಾಡುವರು</li> <li>• ಪುಟ್ಟ ಹಕ್ಕಿಯು ಹೇಗೆ ಸಮಾಜದ ಅಡೆತಡೆಗಳನ್ನು ಮೀರಿ ಪ್ರಯತ್ನಿಸುತ್ತಿದೆ ಎಂಬುದನ್ನು ತಿಳಿಸುವರು</li> <li>• ಪಕ್ಷಿಯ ಪ್ರತಿರೋಧದಲ್ಲಿ ಸಾಧನೆಯನ್ನು ಹೇಗೆ ಮಾಡಬೇಕೆಂಬುದನ್ನು ಸೂಕ್ತ ಉದಾಹರಣೆಯೊಂದಿಗೆ ವಿವರಿಸುವುದು</li> </ul>	<ul style="list-style-type: none"> <li>• ಪದ್ಯಗಳನ್ನು ರಾಗವಾಗಿ ಹಾಡುವರು</li> <li>• ಬಂಡಾಯ ಸಾಹಿತ್ಯವು ಸಮಾಜದ ವಿರುದ್ಧ ಹೋರಾಡುವ ಮನೋಭಾವ ಹೊಂದುವರು</li> <li>• ಸಂಕಷ್ಟಗಳನ್ನು ಎದುರಿಸುವುದನ್ನು ತಿಳಿಯುವರು</li> <li>• ಈ ಪದ್ಯದ ಸಾರಾಂಶವನ್ನು ತಮ್ಮ ಮಾತುಗಳ ಮೂಲಕ ತಿಳಿಸುವರು</li> </ul>	<ul style="list-style-type: none"> <li>• ಬಂಡಾಯ ಸಾಹಿತ್ಯಕ್ಕೆ ಸಂಬಂಧಿಸಿದ ಕವಿಗಳ ಮಾಹಿತಿಯನ್ನು ತಯಾರಿಸುವರು</li> <li>• ಯೋಜನೆಗಳನ್ನು ತಯಾರಿಸುವರು</li> </ul>	<ul style="list-style-type: none"> <li>• 9ನೇ ತರಗತಿ ಕನ್ನಡ ಪಠ್ಯಪುಸ್ತಕ</li> <li>• ಇತರೆ ಬಂಡಾಯ ಕವನಗಳ ಸಂಗ್ರಹ</li> </ul>	<ul style="list-style-type: none"> <li>• ಯೂಟ್ಯೂಬ್</li> <li>• ದೀಕ್ಷಯಾಪ್</li> </ul>
28	34 35		<ul style="list-style-type: none"> <li>• ಪುನಶ್ಚರಣೆ</li> <li>• ಸಂಗ್ರಹಣಾತ್ಮಕ ಮೌಲ್ಯಮಾಪನ - II</li> </ul>	SUMMATIVE ASSESMENT - II				
29	36 -		ಅಂತರ್ಜಾಲದಲ್ಲಿ ಅಂಕಗಳನ್ನು ದಾಖಲಿಸುವುದು					



பொருள் : தமிழ் ஆண்டுத்திட்டம் : 2021-22 ஒன்பதாம் வகுப்பு								
வ.எண்	வாரம்	பாட தலைப்பு	கற்றல் அடைவுகள்	செயற்பாடுகள்			துணைகருவிகள்	
				ஆசிரியர்	மாணவர்	குழு	நேரடி தரவுகள்	இணையம்
1	1,2,3	திராவிட மொழிக்குடும்பம் தமிழோவியம் தமிழ் விடுதாது வளரும் செல்வம் தொடர் இலக்கணம்	<ul style="list-style-type: none"> <li>திராவிட மொழிகளை பற்றி அறிதல்</li> <li>தமிழின் தொன்மையும் இலக்கணத்தையும் அறிதல்</li> <li>தூது அனுப்ப தமிழ் சிறந்தது என தமிழ் விடுதாது கூறும் காரணங்களை அறிதல்</li> <li>பிறமொழி சொற்களுக்கு இணையான தமிழ் சொற்களை அறிதல்</li> <li>வினைவகைகள் செய்வினை செயப்பாட்டு வினைபற்றி அறிதல்</li> </ul>	<ul style="list-style-type: none"> <li>திராவிட மொழிகளின் பொதுப்பண்புகள் பற்றி விளக்குதல்</li> <li>பாடலை இசைநயத்துடன் பாடுதல்</li> <li>பிறமொழி சொற்களுக்கு நிகரான தமிழ் சொற்களை கூறுதல்</li> <li>தன்வினை-பிறவினை எடுத்துகாட்டுகளுடன் வேறுபடுத்தி விளக்குதல்</li> </ul>	<ul style="list-style-type: none"> <li>தமிழின் இனிமை, இலக்கிய வளம், சுவை, அழகு ஆகியன பற்றி அறிதல்</li> <li>பிறமொழி சொற்களை தமிழாக்கம் செய்தல்</li> </ul>	<ul style="list-style-type: none"> <li>ஒரு குழுவினர் பிறமொழி சொற்களையும், அதற்கு நிகரான தமிழ்சொற்களை மற்றொரு குழுவினர் கூறுதல்</li> <li>செய்வினையை செயப்பாட்டு வினையாக மாற்றி எழுதுதல்</li> </ul>	<ul style="list-style-type: none"> <li>தமிழ் இலக்கிய நூல்கள், ஆங்கிலம்-தமிழ் அகராதி படித்தல்,</li> </ul>	<ul style="list-style-type: none"> <li>யூடியுப் சேனல் (அ) விக்கி பிடியாவை பார்த்து திராவிட மொழிகள் பற்றி எழுதி வருதல்</li> </ul>
2	4,5,6	நீரின் அமையாது உலகு பட்ட மரம் பெரிய புராணம் புறநானூறு தண்ணீர் துணை வினைகள்	<ul style="list-style-type: none"> <li>நீர் மேலாண்மையின் தேவையினை அறிதல்</li> <li>பெரிய புராணம் கூறும் திருநாட்டு சிறப்பினை அறிதல்</li> <li>பண்டை தமிழர்களின் வரலாறு அறிதல்</li> <li>தண்ணீரின் இன்றியமையாமையும், தேவையையும் அறிதல்</li> <li>துணை வினைகளின் வகைகள் அறிதல்</li> </ul>	<ul style="list-style-type: none"> <li>இன்றைய வாழ்வில் நீர் மேலாண்மையை பற்றி கூறுதல்</li> <li>பட்ட மரத்தின் வருத்தங்களை பற்றி விளக்குதல்</li> <li>சோழநாட்டின் சிறப்பினையும், நீர்நிலைகள் பற்றியும் விளக்குதல்</li> <li>சிற்பர்களில் தண்ணீர் நெருக்கடி வாழ்க்கை சிக்கல் பற்றி விளக்குதல்</li> </ul>	<ul style="list-style-type: none"> <li>இன்றைய வாழ்வில் நீர் மேலாண்மை பற்றி அறிதல்</li> <li>பட்ட மரத்தின் வருத்தங்களை உணர்தல்</li> <li>பண்டைய மக்களின் புற வாழ்க்கையை உணர்தல்</li> <li>இன்றைய தண்ணீர் நெருக்கடியை உணர்தல்</li> </ul>	<ul style="list-style-type: none"> <li>பட்டத்து பறவைகளும், ஊர்பறவைகளும் பேசுவது போல சிறுசிறு கதைகள் படைக்க செய்தல்</li> <li>பெரிய புராணம் பாடலை பாடுதல்</li> </ul>	<ul style="list-style-type: none"> <li>புறநானூறு கதைகளை சேகரித்து படித்தல்</li> <li>துணை வினைச் சொற்களை படித்தல்</li> </ul>	<ul style="list-style-type: none"> <li>யூடியுப் சேனல் (அ) விக்கி பிடியாவை பார்த்து தண்ணீர் வறட்சி கிடைக்கும் இடம் குறித்து பார்த்தல்</li> </ul>
3	7	திருப்புதல்	உருவாக்கத்தேர்வு - 1	FORMATIVE ASSESSMENT-1				

வ.எண்	வாரம்	பாட தலைப்பு	கற்றல் அடைவுகள்	செயற்பாடுகள்			துணைகருவிகள்	
				ஆசிரியர்	மாணவர்	குழு	நேரடி தரவுகள்	இணையம்
4	8,9, 10	ஏறு தழுவுதல் மணிமேகலை அகழாய்வுகள் வல் - னம் மிகும் இடங்கள் திருக்குறள்	<ul style="list-style-type: none"> <li>தமிழர்களின் வீர விளையாட்டுகள் குறித்து அறிதல்</li> <li>மணிமேகலை காப்பிய வருணனையை அறிதல்</li> <li>அகழாய்வுகளின் முக்கியத்துவத்தை அறிதல்</li> <li>வல்-னம் மிகும் இடங்களை அறிதல்</li> <li>திருக்குறளின் பெருமையை அறிதல்</li> </ul>	<ul style="list-style-type: none"> <li>ஏறுதழுவுதல் தமிழரின் அறச்செயல் என போற்றப்படுவதற்கான காரணங்களை விளக்குதல்</li> <li>அகழாய்வுகளின் தேவைகளை விளக்குதல்</li> <li>வல்லெழுத்துகளில் க, ச, த, ப ஆகிய நான்கும் மொழிக்கு முத-ல் வரும் என்பதை விளக்குதல்</li> </ul>	<ul style="list-style-type: none"> <li>ஏறுதழுவுதல் நிகழ்விற்கு இலக்கியங்கள் காட்டும் வேறுபெயர்களை அறிதல்</li> <li>திருக்குறளை பொருள் நயத்தோடு கற்றல்</li> </ul>	<ul style="list-style-type: none"> <li>தமிழர் வீர விளையாட்டுகளை விளையாடுதல்</li> <li>ஊரில் நடைபெறும் திருவிழாவிற்கான அழைப்பிதழ் தயார் செய்தல்</li> <li>குறிப்பிட்ட தலைப்புகளில் சொற்போர் நிகழ்த்துதல்</li> </ul>	<ul style="list-style-type: none"> <li>திருக்குறள் புத்தகம்</li> </ul>	<ul style="list-style-type: none"> <li>யூடியுப் சேனல் (அ) விக்கி பிடியாவை பார்த்து தமிழரின் வீர விளையாட்டு -களை பார்த்தல்</li> </ul>
5	11,12 13	இயற்கை இணையவழி பயன்பாடும் ஓ. என்சமகாலத் தோழர்களே உயிர்வகை விண்ணையும் சாடுவோம் வல் - னம் மிகா இடங்கள்	<ul style="list-style-type: none"> <li>இணையவழி பயன்பாட்டின் முக்கியத்துவத்தை அறிதல்</li> <li>அறிவியலோடு அறிவியல் கண்ணோட்டத்தையும் வளர்த்துக்கொள்வர்.</li> <li>இந்திய வானியல் துறையில் தமிழர்களின் பங்கினை அறிதல்</li> <li>வல்-னம் மிகா இடங்களை அறிதல்</li> <li>ஜம்புல உணர்வுகளின் வாயிலாகவே அறிவு பெறுகிறோம் என்பதை அறிதல்</li> </ul>	<ul style="list-style-type: none"> <li>அன்றாட வாழ்வில் பயன்படுத்தும் இணையவழி சேவைகள் பற்றி விளக்குதல்</li> <li>அறிவியல் செய்திகளை வெளிப்படுத்தும் விண்வெளித்துறை பற்றி விளக்குதல்</li> <li>இந்திய விண்வெளித்துறை பற்றிய செய்திகளை விளக்குதல்</li> <li>வல்-னம் மிகா இடங்களை விளக்குதல்</li> </ul>	<ul style="list-style-type: none"> <li>அரசின் இணையவழி சேவைகளை அறிதல்</li> <li>மக்களின் வாழ்க்கை தரம் உயர்வதில் செயற்கைக்கான பங்கினை உணர்தல்</li> <li>இந்திய விண்வெளித்துறை செய்கைகள் அறிதல்</li> <li>வல்-னம் மிகா இடங்களை அறிதல்</li> </ul>	<ul style="list-style-type: none"> <li>இணையவழி சேமிப்பு கணக்கு தொடங்கும் முறையை தயார் செய்தல்</li> <li>விமானமும் ஏவுகணையும் பேசுவது போல நடித்துக்காட்டுதல்</li> <li>அறிவியல் அறிஞராக நடித்துக்காட்டுதல்</li> </ul>	<ul style="list-style-type: none"> <li>நூலகத்தில் உள்ள அறிவியல் அறிஞரின் புத்தகங்கள்</li> </ul>	<ul style="list-style-type: none"> <li>யூடியுப் சேனல் (அ) விக்கி பிடியாவை பார்த்து செயற்கைக் கோள் பயன் பாட்டினை அறிதல் மற்றும் இணைய வழி சேவைகளை பார்த்தல்</li> </ul>
6	14	திருப்புகள்	உருவாக்கத்தேர்வு - 2	FORMATIVE ASSESSMENT-2				

வ.எண்	வாரம்	பாட தலைப்பு	கற்றல் அடைவுகள்	செயற்பாடுகள்			துணைகருவிகள்	
				ஆசிரியர்	மாணவர்	குழு	நேரடி தரவுகள்	இணையம்
7	15, 16, 17	கல்வியில் சிறந்த பெண்கள் குடும்ப விளக்கு சிறுபஞ்சமலம் வீட்டிற்கோர் புத்தக சாலை இடைச்சொல்-உரிச்சொல்	<ul style="list-style-type: none"> <li>சாதனை பெண்களின் வரலாற்றை அறிதல்</li> <li>பெண்கல்வியின் முக்கியத்துவத்தை அறிதல்</li> <li>மனித வாழ்வை செழுமையாக்கும் அறக்கருத்துக்களை அறிதல்</li> <li>வீட்டிற்கோர் புத்தகசாலையின் அவசியத்தை புரிதல்</li> <li>இடைச்சொல்-உரிச்சொல் முறையாக பயன்படுத்துதல்</li> </ul>	<ul style="list-style-type: none"> <li>சாதனை பெண்கள் கடந்து வந்த பாதையை விளக்குதல்</li> <li>பாடலை இசைநயத்துடன் பாடி விளக்குதல்</li> <li>நூலகம், நூல்கள் குறித்து அண்ணாவின் உரையில் வெளிப்படும் கருத்துகளை விளக்குதல்</li> <li>இடை, உரிச்சொற்கள் பெயரையும், வினையையும் சார்ந்து இயங்கும் என்பதை விளக்குதல்</li> </ul>	<ul style="list-style-type: none"> <li>சாதனை பெண்களின் புரட்சி, துணிவு, உயர்வு, அறிவு பற்றி உணர்தல்</li> <li>பாட - ன் கருத்துகளை உணர்தல்</li> <li>நூலகம் நூல் குறித்து உணர்தல்</li> <li>இடைச்சொற்கள் உரிச்சொற்களின் விதிமுறைகளை அறிதல்</li> </ul>	<ul style="list-style-type: none"> <li>பெண்மையை போற்றும் கவிதைகளை சேகரித்தல்</li> <li>அறிஞர் அண்ணாவின் உரையை உரையாட செய்தல்</li> </ul>	<ul style="list-style-type: none"> <li>பள்ளி நூலகத்தின் பாரதிதாசன் கவிதைகள், சாதனை பெண்களின் புத்தகங்கள், நீதிநூல்கள்</li> </ul>	<ul style="list-style-type: none"> <li>யூடியுப் சேனல் (அ) விக்கி பிடியாவை பார்த்து சாதனை பெண்களின் விவரங்கள், பெண்கல்வி நாடகங்கள் பார்த்தல்</li> </ul>
8	18	திருப்புதல்	தொகுப்புத் தேர்வு - 1	SUMMATIVE ASSESSMENT-1				
9	19, 20, 21	சிற்பக்கலை இராவண காவியம் நாச்சியார் திருமொழி செய்தி புணர்ச்சி திருக்குறள்	<ul style="list-style-type: none"> <li>தமிழர் சிற்பக்கலையின் வரலாற்று சிறப்பினை அறிதல்</li> <li>இராவண காவியத்தில் கூறிய வருணனையை பற்றி அறிதல்</li> <li>பக்தி இலக்கியம் - உணர்ச்சி நிறைந்த பாடல்களை அறிதல்</li> <li>புணர்ச்சி விதிகளை அறிதல்</li> <li>தனக்குள் இருக்கும் செய்தியை எந்த மொழி மனதிற்குள்ளும் செலுத்துவது பற்றி அறிதல்</li> </ul>	<ul style="list-style-type: none"> <li>ஐவகை நிலங்களின் வருணனையை விளக்குதல்</li> <li>ஆண்டாளின் கனவுக் காட்சிகளை பாட-ன் வாயிலாக விளக்குதல்</li> <li>செய்தி கதையின் மூலம் இசைக்கு நாடு, மொழி, இனம் தேவையில்லை என்பதை விளக்குதல்</li> <li>புணர்ச்சியின் வகைகளை விளக்குதல்</li> <li>குறட்பாக்களை இசைநயத்துடன் பாடி பொருள் விளக்குதல்</li> </ul>	<ul style="list-style-type: none"> <li>இராவண காவியத்திலுள்ள உவகைகளை உணர்தல்</li> <li>ஆண்டாளின் கனவுக் காட்சிகளை அறிதல்</li> <li>புணர்ச்சியின் நிலை மொழி, வருமொழி அடையும் மாற்றங்களை அறிதல்</li> </ul>	<ul style="list-style-type: none"> <li>சிறுகதை எழுத்தாளர்களின் பெயர்களை சேகரித்தல்</li> <li>பழமையான சிற்பம் ஒன்றை பற்றிய செய்திக் குறிப்பை உருவாக்குதல்</li> </ul>	<ul style="list-style-type: none"> <li>உணரில் அமைந்த நிலவகை பற்றி நேர்காணல்</li> <li>நூலகத்தில் உள்ள பக்தி கதைகளை படித்தல்</li> </ul>	<ul style="list-style-type: none"> <li>யூடியுப் சேனல் (அ) விக்கி பிடியாவை பார்த்து சிற்பக் கலைகளை பார்த்தல்</li> <li>இணையத்தில் பக்தி பாடல்களை திரட்டுதல்</li> </ul>



வ.எண்	வாரம்	பாட தலைப்பு	கற்றல் அடைவுகள்	செயற்பாடுகள்			துணைகருவிகள்	
				ஆசிரியர்	மாணவர்	குழு	நேரடி தரவுகள்	இணையம்
0	22, 23, 24	இந்திய தேசிய ராணுவத்தில் தமிழர் பங்கு சீவக சிந்தாமணி முத்தொள்ளயிரம் மதுரைக்காஞ்சி சந்தை ஆகுபெயர்	<ul style="list-style-type: none"> <li>விடுதலை போரில் தமிழர்கள் ஆற்றிய தொண்டினை உணர்ந்து நாட்டுணர்வு பெறுதல்</li> <li>சேரன், சோழன், பாண்டியன் ஆகியோருடைய நாடுகளின் வளங்களை அறிதல்</li> <li>மதுரை மாநகர மக்களின் வாழ்க்கை முறை பற்றி அறிதல்</li> <li>மொழி பயன்பாட்டில் ஆகுபெயர் அறிதல்</li> </ul>	<ul style="list-style-type: none"> <li>இந்திய தேசிய ராணுவத்தில் தமிழர்களின் பங்கை சில நிகழ்வுகளோடு விளக்குதல்</li> <li>ஏமாங்கத நாட்டுவளம் குறித்த வருணனைகளை விளக்குதல்</li> <li>பாடலை இசையுடனே பாடி விளக்குதல்</li> <li>சந்தை நிகழ்வுகளை விளக்குதல்</li> <li>ஆகுபெயரின் வகைகளை விளக்குதல்</li> </ul>	<ul style="list-style-type: none"> <li>இந்திய தேசிய ராணுவத்தில் தமிழர்களின் பங்கை அறிதல்</li> <li>சேர, சோழ, பாண்டிய நாட்டு வளங்களை பற்றி அறிதல்</li> <li>பாட - ன் பொருளை அறிதல்</li> </ul>	<ul style="list-style-type: none"> <li>அரசர்களின் செய்தி தொகுப்பேடு உருவாக்குதல்</li> <li>சந்தை நிகழ்வுகளை நாடகமாக நடத்துக் காட்டுதல்</li> </ul>	<ul style="list-style-type: none"> <li>பள்ளி நூலகத்தில் விடுதலை வீரர்கள் பற்றிய புத்தகம்</li> <li>முத்தொள்ளயிரம் நூல்</li> </ul>	<ul style="list-style-type: none"> <li>யூடியுப் சேனல் (அ) விக்கி பிடியாவை பார்த்து காப்பிய நூல்கள், சங்க இலக்கிய நூல்கள், மதுரை வரலாற்றை சேகரித்தல்</li> </ul>
11	24	திருப்புகழ்	உருவாக்கத்தேர்வு - 3	FORMATIVE ASSESSMENT-3				
12	25, 26, 27	பெரியாரின் சிந்தனைகள் ஒளியின் அழைப்பு தாவோதேஜாங் யசோதர காவியம் மகனுக்கு எழுதிய கடிதம் யாப்பிலக்கணம்	<ul style="list-style-type: none"> <li>தமிழரின் சிந்தனை மரபுகளை அறிதல்</li> <li>தாவரத்தின் தனித்துவ பண்பை அறிதல்</li> <li>வாழ்க்கை கருத்தை அறிதல்</li> <li>கடித இலக்கிய வகைகளை படித்து பொருளுணர்ந்து எழுதத் திறன் பெறுதல்</li> <li>செய்யுள் உறுப்புகளை யாப்பிலக்கணம் வழி அலகிடுதல்</li> <li>தமிழ் இலக்கியங்களின் அறச்சிந்தனைகளை அறிந்து அறத்தோடு வாழும் வாழ்வியல் திறன் பெறுதல்</li> </ul>	<ul style="list-style-type: none"> <li>மொழியிலும், இலக்கியத்திலும் பெரியார் மேற்கொண்ட சீரமைப்புகள் குறித்து விளக்குதல்</li> <li>யசோதர காவியம் வெளிப்படுத்தும் வாழ்க்கை நெறிகளை விளக்குதல்</li> <li>கடித செய்திகளை விளக்குதல்</li> <li>யாப்பின் உறுப்புகள் பற்றி விளக்குதல்</li> <li>வாழ்க்கை மிகவும் விரிவானது என்பதை விளக்குதல்</li> <li>வாழ்க்கை போரில் வெற்றி பெற கழகம் உணர்த்துவதை விளக்குதல்</li> </ul>	<ul style="list-style-type: none"> <li>பெரியாரின் சீரமைப்புகளை அறிதல்</li> <li>வாழ்க்கை விரிவானதும், அதில் வெற்றி பெறவும் அறிதல்</li> <li>கடிதம் உணர்த்தும் செய்திகளை அறிதல்</li> <li>யாப்பின் உறுப்புகளை பற்றி அறிதல்</li> </ul>	<ul style="list-style-type: none"> <li>குறிப்பிட்ட தலைப்பில் கலந்துரையாடல்</li> <li>அயல்நாட்டு தத்துவ அறிஞர்களின் பெயர்களை தொகுத்து எழுதுதல்</li> <li>கடிதம் எழுதுதல்</li> </ul>	<ul style="list-style-type: none"> <li>அகராதி</li> <li>இலக்கண நூல்</li> </ul>	<ul style="list-style-type: none"> <li>யூடியுப் சேனல் (அ) விக்கி பிடியாவை பார்த்து தத்துவ அறிஞர்கள் குறித்து அறிதல்</li> </ul>

வ.எண்	வாரம்	பாட தலைப்பு	கற்றல் அடைவுகள்	செயற்பாடுகள்			துணைகருவிகள்	
				ஆசிரியர்	மாணவர்	குழு	நேரடி தரவுகள்	இணையம்
3	28, 29	விரிவாகும் ஆளுமை அக்கறை குறுந்தொகை	<ul style="list-style-type: none"> <li>சான்றோர்கள், அறிஞர்கள் ஆகியோரின் உழைப்பில் தமிழ் வளர்ந்து கொண்டிருக்கிறது என்பதை அறிதல்</li> <li>தற்கால கவிதையின் போக்கினை அறிதல்</li> <li>அன்பை வெளிப்படுத்தும் இயற்கை காட்சியினை அறிதல்</li> </ul>	<ul style="list-style-type: none"> <li>தமிழ் இலக்கியங்கள் காட்டும் சான்றாண்மை கருத்துகளை விளக்குதல்</li> <li>புதுக்கவிதையின் வாயிலாக கவிஞர் கூறும் கருத்துகளை விளக்குதல்</li> <li>பாட-ன் வாயிலாக தலைவன் தலைவி அன்பை வெளிப்படுத்தும் காட்சியினை விளக்குதல்</li> </ul>	<ul style="list-style-type: none"> <li>தமிழ் இலக்கியங்களின் சான்றாண்மை கருத்துகளை அறிதல்</li> <li>புதுக்கவிதையின் கருத்துகளை அறிதல்</li> <li>பாட - ன் பொருளை அறிதல்</li> </ul>	<ul style="list-style-type: none"> <li>தமிழ் ஆளுமைகள் குறித்து கலந்துரையாடுதல்</li> <li>நிலவு, மழை, காற்று குறித்த புதுக்கவிதைகளை சேகரித்தல்</li> </ul>	<ul style="list-style-type: none"> <li>பள்ளி நூலகத்தில் ஹைக்கூ கவிதை புத்தகம்</li> <li>குறுந்தொகை நூல்</li> </ul>	<ul style="list-style-type: none"> <li>யூடியூப் சேனல் (அ) விக்கி பிடியாவை பார்த்து தற்கால கவிதைகளை சேகரித்தல்</li> </ul>
14	30	திருப்புதல்	உருவாக்கத்தேர்வு - 4	FORMATIVE ASSESSMENT- 4				
15	31	தாய்மைக்கு வறட்சி இல்லை அணி இலக்கணம்	<ul style="list-style-type: none"> <li>மனித நேயத்துடன் வாழும் திறன் பெறுதல்</li> <li>அணியிலக்கணத்தை அறிதல்</li> </ul>	<ul style="list-style-type: none"> <li>சிறுகதையில் வரும் ஏழைத்தாயின் பாத்திரப் படைப்பை பற்றி விளக்குதல்</li> <li>உவமை, உருவக அணிகள் அமைந்த பாடல் அடிகளை விளக்குதல்</li> </ul>	<ul style="list-style-type: none"> <li>ஏழைத்தாயின் பாத்திரப் படைப்பை பற்றி அறிதல்</li> <li>உவமை, உருவக அணிகள் அமைந்த பாடல் அடிகளை அறிதல்</li> </ul>	<ul style="list-style-type: none"> <li>மனித நேயம் என்ற கருத்தை கொண்டு நடித்துக் காட்டுதல்</li> <li>குறட்பாக்களில் அமைந்த அணி வகையை எழுதுதல்</li> </ul>	<ul style="list-style-type: none"> <li>கதைகள், கட்டுரைகள் படித்தல்</li> <li>இலக்கண நூல்</li> </ul>	<ul style="list-style-type: none"> <li>யூடியூப் சேனல் பார்த்து மனித நேய கருத்துகளை அறிதல்</li> </ul>
16	32, 33	திருப்புதல்						
17	34, 35	தொகுப்புத்தேர்வு - 2	SUMMATIVE ASSESSMENT- 2					
18	36	மாணவர்களின் மதிப்பெண்களை இணையத்தில் பதிவேற்றுதல்	Online Marks Entry					

Class: 9

Lesson-wise Plan - 2021-22

Subject: Odia

କ୍ର.ସଂ	ସପ୍ତାହ	ବିଷୟ	ଶିକ୍ଷଣ ଫଳାଫଳ	କାର୍ଯ୍ୟକଳାପ			ଶିକ୍ଷଣ ସମ୍ବଳ	
				ଶିକ୍ଷକ	ଶିକ୍ଷାର୍ଥୀ	ଦଳଗତ	ସହାୟକ ଗ୍ରନ୍ଥାବଳୀ	ଅନ୍ତର୍ଜାଲ
1	1	କାହା ମୁଖ ଅନାଇ ବଞ୍ଚିବି	<ul style="list-style-type: none"> <li>କବିତାଟିକୁ ସୁନ୍ଦର ସ୍ଵରରେ ଗାଇପାରିବେ ।</li> <li>କବି ଭକ୍ତଚରଣ ଦାସଙ୍କ ସମ୍ପର୍କରେ କହିପାରିବେ</li> <li>କବିତାର ପୃଷ୍ଠଭୂମି ବୁଝିପାରିବେ ।</li> <li>ଶ୍ରୀକୃଷ୍ଣ ବାଲ୍ୟଜୀବନ ଘଟଣା, ତଥା ଯଶୋଦାଙ୍କ ବାସଲ୍ୟ ପ୍ରେମ ଅବଗତ ହେବେ ।</li> <li>ତତ୍କାଳୀନ ବେଶଭୂଷା, ଖାଦ୍ୟପେୟ ସମ୍ପର୍କରେ ଅବଗତ ହେବେ ।</li> <li>ପିଲାଙ୍କ ପ୍ରତି ମାଆଙ୍କ ମମତା କିପରି, ହୃଦୟଙ୍ଗମ କରିବେ ।</li> <li>ଭାଷାର ବିଭିନ୍ନ ପ୍ରୟୋଗ ତଥା ବ୍ୟବହାର ଜାଣିପାରିବେ । (ସପ୍ତାହର କୌଣସି ଏକଦିନ)</li> </ul>	<ul style="list-style-type: none"> <li>ଓଡ଼ିଆ ଭାଗବତ ତଥା ଶ୍ରୀକୃଷ୍ଣଙ୍କ ବାଲ୍ୟଲୀଳା ସମ୍ପର୍କରେ ଉପସ୍ଥାପନା</li> <li>କବିଙ୍କ ପରିଚୟ ଆଲୋଚନା</li> <li>କବିତାର ପୃଷ୍ଠଭୂମି ଭିତରେ ପରସ୍ପର ଚର୍ଚ୍ଚା</li> <li>କବିତାର ବିଷୟବସ୍ତୁ ତଥା ବିଭିନ୍ନ ଚରିତ୍ରର ଆଲୋଚନା</li> </ul> <p>ପ୍ରତିପଦାର୍ଥ</p> <ul style="list-style-type: none"> <li>କାହା ଅଙ୍ଗେ ଚତୁଃସମ ..... ମଧୁପୁରୀରେ</li> <li>ସରଳବଣୀ ..... ବିଧାତାରେ</li> <li>କବିତାରେ ଥିବା ଗଦ୍ୟରୂପ, ଭିନ୍ନାର୍ଥ, ଅର୍ଥଗତ ପ୍ରଭେଦ, ପ୍ରତିଶବ୍ଦ, ସମାସ, ବିପରୀତ ଶବ୍ଦ ଆଦିର ପ୍ରୟୋଗ ଓ ବ୍ୟବହାର</li> <li>ବିଭିନ୍ନ ନୂତନ ଶବ୍ଦର ପ୍ରୟୋଗ</li> <li>ସୁନ୍ଦର ସ୍ଵରରେ ସମବେତ ଆବୃତ୍ତି କରିବେ ।</li> </ul>	<ul style="list-style-type: none"> <li>କୃଷ୍ଣଙ୍କ ବାଲ୍ୟକାଳର ବେଶଭୂଷା ବର୍ଣ୍ଣନା କର ।</li> <li>କବିତାଟିରେ ଆଧାରରେ ମାତା ଯଶୋଦାଙ୍କ ମାତୃ ହୃଦୟର ମଧୁର ଅଭିବ୍ୟକ୍ତି ଲେଖ ।</li> <li>ଭକ୍ତଚରଣ ଦାସଙ୍କ ସମ୍ପର୍କରେ ଲେଖ ।</li> <li>କବିତାଟିର ବିଷୟବସ୍ତୁ ସଂକ୍ଷେପରେ ଲେଖ ।</li> <li>କବିତାରେ ଥିବା ଚରିତ୍ରଗୁଡ଼ିକର ସଂକ୍ଷେପ ପରିଚୟ ଦିଅ ।</li> <li>ଶବ୍ଦର ପ୍ରକାର ଭେଦ ଲେଖି ଉଦାହରଣ ଦିଅ ।</li> <li>ମାତୃଦିବସ ଅବସରରେ ନିଜ ସାଙ୍ଗନିକଟକୁ ଏକ ଚିଠି ଲେଖ ।</li> </ul>	ଶ୍ରୀକୃଷ୍ଣଙ୍କ ଲୀଳା ବର୍ଣ୍ଣନା କରାଯାଇଥିବା କାବ୍ୟଗୁଡ଼ିକର ନାମ ଓ ଲେଖକଙ୍କ ନାମ ସଂଗ୍ରହ କର ।	କବିଙ୍କ ମଧୁରାମଙ୍ଗଳ ବହିଟି ସଂଗ୍ରହ କରି ପଢ଼ ।	ଓଡ଼ିଆ ଭାଗବତ ପାଠ୍ୟବହି, ଯୁକ୍ତ୍ୟବ୍, ଗୀତା/ପାଠ୍ୟ, ଦୀକ୍ଷା ଆପ୍, କ୍ୟୁଆର୍ କୋଡ୍, ସନ୍ଦର୍ଭ ସମ୍ପର୍କିତ ବିଭିନ୍ନ ଚିତ୍ର

Class: 9

Lesson-wise Plan - 2021-22

Subject: Odia

2	2	ଜାତୀୟ ଜୀବନ	<ul style="list-style-type: none"> <li>ଲେଖକଙ୍କ ବିଷୟରେ ଅବଗତ ହେବେ ।</li> <li>ପାଠର ପୃଷ୍ଠଭୂମି ସମ୍ପର୍କରେ ଜାଣିବେ ।</li> <li>ଜାତୀୟ ଜୀବନ ଓ ବ୍ୟକ୍ତିଗତ ଜୀବନର ଭିତ୍ତି ଜାଣିପାରିବେ ।</li> <li>ଜାତୀୟ ଜୀବନର ଆବଶ୍ୟକତା ବୁଝିପାରିବେ ।</li> <li>ଜାତିର ଦୋଷ ଗୁଣଗୁଡ଼ିକ କ'ଣ ସ୍ପଷ୍ଟଭାବେ କରାଯାଇଛି ।</li> <li>କେଉଁ କେଉଁ ଗୁଣ ସ୍ୱାଭାବ ପ୍ରତିଷ୍ଠିତ ହୋଇପାରିବ, ବୁଝି ଆଚରଣ କରିବାରେ ସକ୍ଷମ ହେବେ ।</li> <li>ଭାଷାର ରୂପ ତଥା ଶବ୍ଦ ଗଠନ କିପରି ଘଟିଥାଏ ବୁଝିପାରିବେ ।</li> </ul>	<ul style="list-style-type: none"> <li>ଅନୁଛେଦଟିକୁ ପଢ଼ି ତା'ର ଭାବ ସମ୍ପର୍କରେ ଆଲୋଚନା</li> <li>ଲେଖକଙ୍କ ପରିଚୟ ସମ୍ପର୍କରେ ପରସ୍ପର ଚର୍ଚ୍ଚା</li> <li>ପାଠ୍ୟାଂଶର ପୃଷ୍ଠଭୂମି ସଂପର୍କରେ ଆଲୋଚନା</li> <li>ବିଭିନ୍ନ ଦେଶର ଜାତୀୟ ଜୀବନ ସମ୍ପର୍କରେ ଜାଣିବା</li> <li>ଅନୁଛେଦ ପଠନ ୪୭, ୪୮, ୪୯, ୫୦</li> <li>ଲିଙ୍ଗ, ବଚନ, ବିଭିନ୍ନ ଯୁଗ ଶବ୍ଦ ବିପରୀତ ବୋଧକ ଶବ୍ଦ</li> <li>ବିଶେଷ୍ୟ, ବିଶେଷଣ, ଶବ୍ଦକୁ ନେଇ ବାକ୍ୟଗଠନ ଇତ୍ୟାଦି ଆମ ଅଞ୍ଚଳରେ ସମସ୍ତେ ମିଳିମିଶି ପାଳନ କରୁଥିବା ସମସ୍ତେ ମିଳିମିଶି ପାଳନ କରୁଥିବା ଉତ୍ସବ ସମ୍ପର୍କରେ ଆଲୋଚନା</li> </ul>	<ul style="list-style-type: none"> <li>ଜାତୀୟ ଜୀବନର ବିକାଶ ନିମିତ୍ତ କେଉଁ ଗୁଣଗୁଡ଼ିକର ଆବଶ୍ୟକତା ରହିଛି ? ଦୃଷ୍ଟି ସହ ଆଲୋଚନା କର ।</li> <li>ଜାତିର ଦୋଷ ଗୁଣ ସମ୍ବନ୍ଧରେ ଉଲ୍ଲେଖ କରି ଲେଖକଙ୍କ ପରାମର୍ଶ କ'ଣ ଲେଖା ।</li> <li>ଲେଖକ ମଧୁସୂଦନ ଦାସଙ୍କ ସମ୍ପର୍କରେ ଜଣାଅ ।</li> <li>ପାଠ୍ୟାଂଶର ବିଷୟବସ୍ତୁ ସଂକ୍ଷେପରେ ଜଣାଅ ।</li> <li>ପାଠ୍ୟାଂଶର ପୃଷ୍ଠଭୂମି ସଂକ୍ଷେପରେ ଲେଖା ।</li> <li>ପାଠ୍ୟାଂଶ ଛଡ଼ା ଅନ୍ୟ କେତେକ ଯୁଗଶବ୍ଦ ଲେଖା</li> <li>ଦୀପାବଳୀ କିମ୍ବା ଜାତୀୟ ଦିବସ ସମ୍ପର୍କରେ ଏକ ପ୍ରବନ୍ଧ ଲେଖା ।</li> </ul>	ମଧୁବାବୁଙ୍କ ବିଷୟରେ ପ୍ରଚଳିତ ବିଭିନ୍ନ କାହାଣୀ ସଂଗ୍ରହ କର ।	ମଧୁସୂଦନଙ୍କ ଜାତୀୟଭାବନା ସମ୍ପର୍କରେ କବିତାମାନ ସଂଗ୍ରହ କରି ପଢ଼ ।	ପାଠ୍ୟବହି, ଯୁଦ୍ଧ୍ୟବ, ଦୀକ୍ଷା ଆଦି, କୁଆର କୋଡ଼ି, ବିଭିନ୍ନ ବ୍ୟକ୍ତିଙ୍କ ଜୀବନୀ ପଠନ
---	---	------------	----------------------------------------------------------------------------------------------------------------------------------------------------------------------------------------------------------------------------------------------------------------------------------------------------------------------------------------------------------------------------------------------------------------------------------	----------------------------------------------------------------------------------------------------------------------------------------------------------------------------------------------------------------------------------------------------------------------------------------------------------------------------------------------------------------------------------------------------------------------------------------------------------------------------------------	-------------------------------------------------------------------------------------------------------------------------------------------------------------------------------------------------------------------------------------------------------------------------------------------------------------------------------------------------------------------------------------------------------------------------------------------------------------------	------------------------------------------------------	-----------------------------------------------------------	--------------------------------------------------------------------------

Class: 9

Lesson-wise Plan - 2021-22

Subject: Odia

3	3	‘ପଦ୍ମ’	<ul style="list-style-type: none"> <li>କବିତାଟିକୁ ସୁନ୍ଦର ସ୍ୱରରେ ଗାଇପାରିବେ</li> <li>କବିତାଟିକୁ ମୁଖସ୍ଥ କରିବେ</li> <li>ମଧୁସୂଦନ ରାଓଙ୍କ ବିଷୟରେ ଅବଗତ ହେବେ</li> <li>କବିତାଟିର ପୃଷ୍ଠଭୂମି କହିପାରିବେ</li> <li>କବିତାଟିର ସୌନ୍ଦର୍ଯ୍ୟବୋଧ ଓ ଈଶ୍ୱରାନୁଭୂତି ଉପଲବ୍ଧ କରିପାରିବେ</li> <li>ମଣିଷ ସହ ପଦ୍ମର ସଂପର୍କ ଜାଣି ପାରିବେ</li> <li>ଭାଷାର ବିଭିନ୍ନ ପ୍ରୟୋଗ ତଥା ବ୍ୟବହାର ଜାଣିବେ</li> <li>ପାଠ୍ୟାନ୍ତର୍ଗତ ବିଭିନ୍ନ ଭାଷାପ୍ରକରଣ ସମ୍ପର୍କରେ ଅବଗତ ହେବେ</li> </ul>	<ul style="list-style-type: none"> <li>କବିତାଟିକୁ ସୁନ୍ଦର ଭାବେ ସମବେତ ଗାନ କରିବା</li> <li>ପଦ୍ମର ବିଭିନ୍ନ ନାମ ସମ୍ପର୍କରେ ଆଲୋଚନା</li> <li>ମଧୁସୂଦନ ରାଓଙ୍କ ଜୀବନୀ ତଥା ରଚନା ସମ୍ପର୍କରେ ଚର୍ଚ୍ଚା କରିବା</li> <li>କବିତାର ବିଷୟବସ୍ତୁ ସମ୍ପର୍କରେ ଆଲୋଚନା କରିବା</li> <li>ଏହି କବିତାର ପ୍ରଥମ, ଦ୍ୱିତୀୟ ଏବଂ ତୃତୀୟ ପୃଷ୍ଠାର ପଦଗୁଡ଼ିକୁ ମୁଖସ୍ଥ କରିବେ</li> <li>ସନ୍ଧି, ଗଦ୍ୟରୂପ, ଅର୍ଥଗତ, ପାର୍ଥକ୍ୟ, ପ୍ରତିଶବ୍ଦ, ଅକ୍ଷର କ୍ରମ, ଅକ୍ଷର ସଜ୍ଜା, ଆଦି ଆଲୋଚନା କରିବା</li> <li>ସ୍ୱରସନ୍ଧି ସମ୍ପର୍କରେ ଆଲୋଚନା କରିବା</li> </ul>	<ul style="list-style-type: none"> <li>ପଠିତ କବିତା ଆଧାରରେ ପଦ୍ମଠାରୁ ମଣିଷ କି ଶିକ୍ଷା ଲାଭ କରିଥାଏ, ଲେଖ ।</li> <li>ମଣିଷ ସହିତ ପଦ୍ମର ଗଭୀର ସମ୍ପର୍କ କିପରି, ଆଲୋଚନା କର ।</li> <li>ମଧୁସୂଦନ ରାଓଙ୍କ ସମ୍ପର୍କରେ ସଂକ୍ଷେପରେ ଲେଖ ।</li> <li>କବିତାଟିର ବିଷୟବସ୍ତୁ ଚାରିଧାଡ଼ିରେ ଲେଖ ।</li> <li>କବିତାଟିର ସୌନ୍ଦର୍ଯ୍ୟବୋଧ ଓ ଈଶ୍ୱରାନୁଭୂତି କ’ଣ ଲେଖ ।</li> <li>ପଦ୍ମପୁଲର ବିଭିନ୍ନ ପ୍ରତିଶବ୍ଦ ଲେଖ ।</li> <li>ପଦ୍ମପୁଲକୁ କାହିଁକି ଜାତୀୟ ପୁଲ କରାଯାଇଛି ? ନିଜ ଭାଷାରେ ଲେଖ ।</li> </ul>	<p>କବିଙ୍କ ଲେଖାରୁ ଭକ୍ତିଭାବ ପ୍ରତିଫଳିତ ହେଉଥିବା ଟିପ୍ପାଣୀରେ ଲେଖି ସାହିତ୍ୟ ଶିକ୍ଷକଙ୍କୁ ଦେଖାଅ ।</p>	<p>ମଧୁସୂଦନ ରାଓଙ୍କର ଅନ୍ୟାନ୍ୟ କୃତିଗୁଡ଼ିକୁ ପାଠ କର ।</p>	<p>ପାଠ୍ୟବହି, ଦୀକ୍ଷା ଆପ, କୁ୍ୟଥାର କୋଡ଼, ପଦ୍ମପୁଲ ଚିତ୍ର</p>
---	---	--------	-----------------------------------------------------------------------------------------------------------------------------------------------------------------------------------------------------------------------------------------------------------------------------------------------------------------------------------------------------------------------------------------------------------------------------	---------------------------------------------------------------------------------------------------------------------------------------------------------------------------------------------------------------------------------------------------------------------------------------------------------------------------------------------------------------------------------------------------------------------------------------------------------------------------	--------------------------------------------------------------------------------------------------------------------------------------------------------------------------------------------------------------------------------------------------------------------------------------------------------------------------------------------------------------------------------------------------------------------------------------------	--------------------------------------------------------------------------------------------	------------------------------------------------------	---------------------------------------------------------



Class: 9

Lesson-wise Plan - 2021-22

Subject: Odia

4	4	ବାମନର ହାତ ଓ ଆକାଶର ଚନ୍ଦ୍ର	<ul style="list-style-type: none"> <li>ଗୋଦାବରୀଶ ମିଶ୍ରଙ୍କ ସମ୍ପର୍କରେ ଅବଗତ ହେବେ</li> <li>ପାଠ୍ୟ ପୃଷ୍ଠଭୂମି ସମ୍ପର୍କରେ ବୁଝିପାରିବେ</li> <li>ତତ୍କାଳୀଣ ଶିକ୍ଷାପଦ୍ଧତି ସମ୍ପର୍କରେ ଜାଣିବେ</li> <li>ତତ୍କାଳୀନ ନାରୀମାନଙ୍କ ପ୍ରତି ରହିଥିବା ସାମାଜିକ ଦୃଷ୍ଟିଭଙ୍ଗୀ ଜାଣିପାରିବେ</li> <li>ବିଦ୍ୟାଳୟ ଶିକ୍ଷା ପାଇଁ କିପରି କଷ୍ଟ ସହ୍ୟ କରୁଥିଲେ ଜାଣିବେ</li> <li>ଭାଷାର ବିଭିନ୍ନ ରୂପ, ରୂପାନ୍ତର ତଥା ପ୍ରୟୋଗ ଜାଣିପାରିବେ</li> </ul>	<ul style="list-style-type: none"> <li>ଗୋଦାବରୀଶ ମିଶ୍ରଙ୍କ ବିଷୟରେ ଆଲୋଚନା କରିବା</li> <li>ଅନୁଛେଦଗୁଡ଼ିକୁ ପଢ଼ି ତା'ର ଭାବ ସମ୍ପର୍କରେ କଥାବାର୍ତ୍ତା କରିବା</li> <li>ପାଠ୍ୟାଂଶର ପୃଷ୍ଠଭୂମି ଆଲୋଚନା କରିବା</li> <li>ତତ୍କାଳୀନ ଶିକ୍ଷା ପଦ୍ଧତି ସମ୍ପର୍କରେ ଚର୍ଚ୍ଚା କରିବା</li> <li>ସେତେବେଳର ନାରୀଶିକ୍ଷା ସମ୍ପର୍କରେ ପରସ୍ପର ଚର୍ଚ୍ଚା କରିବା</li> <li>ସନ୍ଧି, ବିପରୀତ ଶବ୍ଦ, ଉପସର୍ଗ ସମ୍ପର୍କରେ ଚର୍ଚ୍ଚା</li> <li>ବ୍ୟଞ୍ଜନ ସନ୍ଧିର ସଂଜ୍ଞା, ଗଠନ ଉଦାହରଣ ଇତ୍ୟାଦି</li> <li>ସେ କାଳର ଶିକ୍ଷା ପଦ୍ଧତି ଓ ବର୍ତ୍ତମାନର ଶିକ୍ଷା ପଦ୍ଧତି ମଧ୍ୟରେ ପାର୍ଥକ୍ୟ ଚର୍ଚ୍ଚା କରିବା</li> </ul>	<ul style="list-style-type: none"> <li>ଲେଖକ ନିଜକୁ ବାମନ କହିବାର କାରଣ କ'ଣ ଜଣାଅ ।</li> <li>ତତ୍କାଳୀନ ସମାଜର ନାରୀଶିକ୍ଷା ସମ୍ପର୍କରେ ବର୍ଣ୍ଣନା କର ।</li> <li>ଲେଖକଙ୍କ ପରିଚୟ ପ୍ରଦାନ କର ।</li> <li>ପାଠ୍ୟାଂଶର ପୃଷ୍ଠଭୂମି ସଂକ୍ଷେପରେ ଲେଖ ।</li> <li>ବର୍ତ୍ତମାନର ଶିକ୍ଷା ବ୍ୟବସ୍ଥାରେ ଥିବା ସୁବିଧାଗୁଡ଼ିକୁ ବର୍ଣ୍ଣନା କରି ଏକ ପ୍ରବନ୍ଧ ଲେଖ ।</li> </ul>	ବାମନ ଓ ଚନ୍ଦ୍ର ସମ୍ପର୍କରେ ତୁମ ମନରୁ ଗୋଟିଏ ଅନୁଛେଦ ଲେଖ	ଲେଖକଙ୍କ ଭଳି ଅନ୍ୟାନ୍ୟ ସଫଳକୃତ ବ୍ୟକ୍ତିଙ୍କ ଜୀବନୀ ପଢ଼ ।	ପାଠ୍ୟବହି, ଯୁକ୍ତ୍ୟବ୍ଦ, ଦୀକ୍ଷା ଆପ୍ତ, କୁ୍ୟଥାର୍ କୋଡ଼, ଗୋଦାବରୀଶଙ୍କ ଆତ୍ମଜୀବନୀ
---	---	-----------------------------------	-----------------------------------------------------------------------------------------------------------------------------------------------------------------------------------------------------------------------------------------------------------------------------------------------------------------------------------------------------------------------------------------	-------------------------------------------------------------------------------------------------------------------------------------------------------------------------------------------------------------------------------------------------------------------------------------------------------------------------------------------------------------------------------------------------------------------------------------------------------------------------------------------------------------------------	----------------------------------------------------------------------------------------------------------------------------------------------------------------------------------------------------------------------------------------------------------------------------------------------------------------------------	---------------------------------------------------	----------------------------------------------------	-------------------------------------------------------------------------

Class: 9

Lesson-wise Plan - 2021-22

Subject: Odia

5	5	ବାମନର ହାତ ଓ ଆକାଶର ଚନ୍ଦ୍ର	<ul style="list-style-type: none"> <li>ଲେଖକଙ୍କ ବାଲ୍ୟ ଶିକ୍ଷା ବିଷୟରେ ଅବଗତ ହେବେ</li> <li>ସେତେବେଳର ବାଳିକା ଶିକ୍ଷା କିପରି ଥିଲା ଅବଗତ ହେବେ</li> <li>ଲେଖକଙ୍କ ଗରିବ ଅବସ୍ଥା କିପରି ଥିଲା ବୁଝିପାରିବେ</li> <li>ଲେଖକ ନିଜକୁ ବାମନ କାହିଁକି ଭାବୁଥିଲେ ଜାଣିବେ</li> <li>ଯୁଗ୍ମଶବ୍ଦର ବ୍ୟବହାର ଜାଣିବେ</li> <li>ଭାଷାର ବିଭିନ୍ନ ଶବ୍ଦର ରୂପ, ରୂପାନ୍ତର ଜାଣିବେ</li> <li>ବିଷୟର ସହି ସମ୍ପର୍କରେ ଅବଗତ ହୋଇ ବ୍ୟବହାର କରିପାରିବେ</li> </ul>	<ul style="list-style-type: none"> <li>ଲେଖକଙ୍କ ବାଲ୍ୟଶିକ୍ଷାବେଳେ ଥିବା ଅସୁବିଧା ଆଲୋଚନା</li> <li>ନାରୀଶିକ୍ଷା ପ୍ରତି ସଚେତନା</li> <li>ସମ୍ପର୍କରେ ଆଲୋଚନା କରିବା</li> <li>ଲେଖକ ନିଜକୁ ତୁଚ୍ଛ ଓ ବାମନ ବୋଲି ଭାବିବା ସମ୍ପର୍କରେ ଆଲୋଚନା</li> <li>ବିଭିନ୍ନ ଉପସର୍ଗ ଶବ୍ଦ ଆଲୋଚନା</li> <li>ଅନୁଛେଦ ପଠନ ଓ ତା'ର ଭାବ ନିଜ ଭାଷାରେ ଲେଖିବା</li> <li>ବିଷୟର ସହିର ସଂଜ୍ଞା ଗଠନ, ବ୍ୟବହାର</li> </ul>	<ul style="list-style-type: none"> <li>ଲେଖକଙ୍କ ବାଲ୍ୟଶିକ୍ଷା ସମ୍ପର୍କରେ ଦଶଧାଡ଼ି ଲେଖ ।</li> <li>ନାରୀଶିକ୍ଷା ସମ୍ପର୍କରେ ଚାରିଧାଡ଼ି ଲେଖ ।</li> <li>ମୃଗତୃଷ୍ଣା କ'ଣ</li> <li>ଆଜିକାଲି ନାରୀଶିକ୍ଷାରେ କି ପରିବର୍ତ୍ତନ ଘଟିଛି, ଜଣାଇ ଏକ ରଚନା ଲେଖ ।</li> </ul>	ବାମନ ଓ ଚନ୍ଦ୍ର ସମ୍ପର୍କରେ ତୁମ ମନରୁ ଗୋଟିଏ ଅନୁଛେଦ ଲେଖ	ଲେଖକଙ୍କ ଭଳି ଅନ୍ୟାନ୍ୟ ସଫଳକୃତ ବ୍ୟକ୍ତିଙ୍କ ଜୀବନୀ ପଢ଼ ।	ପାଠ୍ୟବହି, ଯୁକ୍ତ୍ୟବ୍ଦ, ଦୀକ୍ଷା ଆପ୍ତ, କୁଆର କୋଡ଼,
---	---	-----------------------------------	-----------------------------------------------------------------------------------------------------------------------------------------------------------------------------------------------------------------------------------------------------------------------------------------------------------------------------------------------------------------------------------------------	-----------------------------------------------------------------------------------------------------------------------------------------------------------------------------------------------------------------------------------------------------------------------------------------------------------------------------------------------------------	------------------------------------------------------------------------------------------------------------------------------------------------------------------------------------------------------------------------------------------	------------------------------------------------------------	----------------------------------------------------------------	--------------------------------------------------------

Class: 9

Lesson-wise Plan - 2021-22

Subject: Odia

6	6	ଭାଷା ଓ ଜାତୀୟତା	<ul style="list-style-type: none"> <li>ଭାଷା ସଂପର୍କରେ ଧାରଣା ପାଇବେ</li> <li>ଜାତୀୟତା ସଂପର୍କିତ ଧାରଣା ପାଇବେ</li> <li>ଜାତୀୟତା ସହ ଭାଷାର ସଂପର୍କ ଜାଣିପାରିବେ</li> <li>ଲେଖକଙ୍କ ସଂପର୍କରେ ଜାଣିବେ</li> <li>ପାଠ୍ୟାଂଶର ପୃଷ୍ଠଭୂମି ବୁଝିବେ</li> <li>ଭାଷାର ବ୍ୟବହାର, ପ୍ରୟୋଗ ସଂପର୍କରେ ଜାଣିପାରିବେ</li> <li>ପାଠ୍ୟାଂଶର ସାରକଥା ହୃଦୟଙ୍ଗମ କରିବେ</li> <li>ନିଜ ଦୈନନ୍ଦିନ ଜୀବନରେ ଅନୁସରଣ କରିପାରିବେ</li> </ul>	<ul style="list-style-type: none"> <li>ଭାଷାର ବିଭିନ୍ନ କୌତୁକ ପ୍ରୟୋଗ କରାଇବେ</li> <li>ରେଳ, ବସ୍ କିମ୍ବା ଅନ୍ୟଯାତ୍ରା ସଂପର୍କିତ କାହାଣୀ କହିବେ</li> <li>ଅନ୍ୟ ଜାଗାରେ କିପରି ନିଜ ଭାଷାର ମହତ୍ତ୍ୱ ବୁଝାଇବେ</li> <li>କେତେକ ବ୍ୟାକରଣ କାର୍ଯ୍ୟକଳାପ</li> <li>ପାଠ୍ୟାଂଶର ସାରକଥା ବୁଝିବା ପାଇଁ କିଛି ପ୍ରଶ୍ନ ପଚାରିବେ</li> <li>ନିଜେ ଉଚ୍ଚପଠନ କରିବେ</li> </ul>	<ul style="list-style-type: none"> <li>ନିଜେ ଉଚ୍ଚ ପଠନ କରିବେ</li> <li>ଅନୁଛେଦରୁ ପ୍ରଶ୍ନ ତିଆରି କରିବେ</li> <li>କଠିନ ଶବ୍ଦର ଅର୍ଥ ବୁଝିବେ</li> <li>ପାଠ୍ୟାଂଶର ସାରମର୍ମ ନିଜ ଭାଷାରେ କହିବେ</li> <li>ବ୍ୟାକରଣ ସଂପର୍କିତ ଶବ୍ଦର ପ୍ରୟୋଗ ଓ ବ୍ୟବହାର କରିବେ</li> </ul>	<ul style="list-style-type: none"> <li>ପାଠ୍ୟାଂଶରୁ ମୁଖ୍ୟ ଶବ୍ଦାବଳୀ ବାଛିବେ</li> <li>ପ୍ରଶ୍ନର ଉତ୍ତର ଦଳ ଦଳ ହୋଇ ଦେବେ</li> <li>ପାଠ୍ୟାଂଶଟିକୁ ଦଳରୁ ଜଣେ ଲେଖାଏଁ ପଢ଼ିବେ</li> <li>ବ୍ୟାକରଣ ଗତ ପ୍ରୟୋଗ ଓ ଉତ୍ତରରେ ଭୁଲ ବାଛି ଠିକ୍ କରିବେ</li> </ul>	<ul style="list-style-type: none"> <li>ବିଭିନ୍ନ ଦେଶ ପ୍ରେମୀଙ୍କ ଜୀବନୀ ପଢ଼ିବେ</li> <li>ମଧୁବାବୁ , ଗୌରୀ ଶଙ୍କର, ଗୋପବନ୍ଧୁ ଇତ୍ୟାଦିଙ୍କ ଜୀବନୀ ପଢ଼ିବେ</li> <li>ଭାରତୀୟ ସ୍ୱାଧୀନତା ସଂଗ୍ରାମ ସମ୍ପର୍କିତ ଘଟଣା ଗୁଡ଼ିକୁ ପଢ଼ିବେ</li> </ul>	<ul style="list-style-type: none"> <li>ଦେଶପ୍ରେମୀଙ୍କ ତାଲିକା ଖୋଜିବେ</li> <li>ବିଭିନ୍ନ ଭାଷାବାଦୀ, ଜାତୀୟତାବାଦୀଙ୍କ ଫୋଟ ଓ ନାମର ସାରଣୀ କରିବେ</li> <li>ସେମାନଙ୍କର ଭାଷଣ ବା ବକ୍ତୃତା ଶୁଣିବେ</li> <li>ଦୀକ୍ଷା ଆପ୍ତର ବିନିଯୋଗ କରିବେ</li> <li>ବିଭିନ୍ନ ଇଣ୍ଟରନେଟ୍ ସାଇଟ୍‌ରୁ ପ୍ରବନ୍ଧ ସଂଗ୍ରହ କରିବେ</li> </ul>
7	7		ପୁନରାବୃତ୍ତି ଏବଂ ଗଠନାତ୍ମକ ଆକଳନ -1	FORMATIVE ASSESSMENT-1				



Class: 9

Lesson-wise Plan - 2021-22

Subject: Odia

8	8	ବୁଢ଼ା ଶଙ୍ଖାରି	<ul style="list-style-type: none"> <li>ଗନ୍ଧର୍ବକୁ ନିର୍ଭୁଲ ଭାବରେ ପଢ଼ି ପାରିବେ</li> <li>ଗାନ୍ଧିଜୀ ଲକ୍ଷ୍ମୀକାନ୍ତଙ୍କ ବିଷୟରେ ଜାଣିପାରିବେ</li> <li>ଗନ୍ଧର୍ବ ହୃଦୟ ବିଷୟବସ୍ତୁ ହୃଦବୋଧ କରିପାରିବେ</li> <li>ଗନ୍ଧର୍ବକୁ ନିଜଭାଷାରେ ବର୍ଣ୍ଣନା କରିପାରିବେ</li> <li>ଅନାବିଳ ବାସ୍ତବ୍ୟ ପ୍ରେମର ମହାନତା ଜାଣିପାରିବେ</li> <li>ଭାଷାର ବିଭିନ୍ନ ପ୍ରୟୋଗ ଓ ବ୍ୟବହାର ଶିଖିପାରିବେ</li> <li>ହସ୍ତ ଓ କର୍ମଧାରୟ ସମ୍ପର୍କରେ ଜାଣିପାରିବେ</li> </ul>	<ul style="list-style-type: none"> <li>ଗନ୍ଧର୍ବ ଘଟଣାବଳୀକୁ କ୍ରମାନ୍ୱୟରେ ସଜାଇବା</li> <li>ଅନୁଲେଖ ଅନୁସାରେ ସରଳ ଭାବରେ ପଢ଼ିବା</li> <li>ଗାନ୍ଧିଜୀଙ୍କ ସମ୍ପର୍କରେ ଆଲୋଚନା</li> <li>ଗନ୍ଧର୍ବର ବିଷୟବସ୍ତୁ ସମ୍ପର୍କିତ ଚର୍ଚ୍ଚା କରିବା</li> <li>ଗନ୍ଧର୍ବର ପୃଷ୍ଠଭୂମି ସମ୍ପର୍କରେ ଆଲୋଚନା</li> <li>ରକ୍ତ ସମ୍ପର୍କ ନଥାଇ ଅନାବିଳ ବାସ୍ତବ୍ୟ ପ୍ରେମ କିପରି, ସେ ବିଷୟରେ ଚର୍ଚ୍ଚା କରିବା</li> <li>ଗନ୍ଧର୍ବରେ ବ୍ୟବହୃତ ବିଭିନ୍ନ ମାର୍ମିକ ଶବ୍ଦର ପ୍ରୟୋଗ</li> <li>ହସ୍ତ ଓ କର୍ମଧାରୟ ସମାସ ସମ୍ପର୍କରେ ଆଲୋଚନା</li> <li>ବିଭିନ୍ନ ଚରିତ୍ର ସମ୍ପର୍କରେ ଆଲୋଚନା କରିବା</li> </ul>	<ul style="list-style-type: none"> <li>ବୁଢ଼ା ଶଙ୍ଖାରିର ଚରିତ୍ର ଚିତ୍ରଣ କରି</li> <li>ଗନ୍ଧର୍ବର ସାରମର୍ମ ନିଜ ଭାଷାରେ ଲେଖି</li> <li>ବାସୀର ଚରିତ୍ର ଚିତ୍ରଣ କରି</li> <li>ଗନ୍ଧର୍ବରେ କେଉଁ ଚରିତ୍ର ତୁମକୁ କାହିଁକି ଭଲ ଲାଗିଲା, ସଂକ୍ଷେପରେ ଲେଖି ।</li> <li>ଗନ୍ଧର୍ବର ଶେଷ ଆଉ କେଉଁ ପ୍ରକାର ହୋଇଥିଲେ ତୁମକୁ ଭଲଲାଗିଥାନ୍ତା ଲେଖି ।</li> <li>ତୁମ ଘରେ କିଏ ତୁମକୁ ଅଧିକ ଭଲ ଲାଗନ୍ତି, କାହିଁକି ? ଏ ବିଷୟରେ ଜଣାଇ ତୁମ ସାଙ୍ଗ ନିକଟକୁ ଏକ ଚିଠି ଲେଖି ।</li> </ul>	ଏହି ଗନ୍ଧର୍ବ ବିଭିନ୍ନ ଚରିତ୍ର ସମ୍ପର୍କରେ ଆଲୋଚନା କରି	ଲେଖକଙ୍କ 'ବନ୍ଦେ ଉତ୍କଳ ଜନନୀ' ଜାତୀୟ ଗୀତଟି ସଂଗ୍ରହ କରି ପଢ଼ି ।	ପାଠ୍ୟବହି, ଯୁଗ୍ମବ, ଦୀକ୍ଷା ଆପ୍, କୁମାର କୋଡ଼
---	---	---------------	-----------------------------------------------------------------------------------------------------------------------------------------------------------------------------------------------------------------------------------------------------------------------------------------------------------------------------------------------------------------------------------------------	--------------------------------------------------------------------------------------------------------------------------------------------------------------------------------------------------------------------------------------------------------------------------------------------------------------------------------------------------------------------------------------------------------------------------------------------------------------------------------------------------------------	-------------------------------------------------------------------------------------------------------------------------------------------------------------------------------------------------------------------------------------------------------------------------------------------------------------------------------------------------------------------------------------------------------------------	-------------------------------------------------	----------------------------------------------------------	------------------------------------------

Class: 9

Lesson-wise Plan - 2021-22

Subject: Odia

9	9	<p>ହେ ମୋର କଲମ</p> <ul style="list-style-type: none"> <li>କବିତାଟିକୁ ସୁଲଳିତ ସ୍ଵରରେ ଗାଇପାରିବେ</li> <li>କବି ଗୋଦାବରୀଶ ମହାପାତ୍ରଙ୍କ ସମ୍ପର୍କରେ ଜାଣିପାରିବେ</li> <li>ଖଣ୍ଡାଠାରୁ କଲମ କିପରି ବଳବାନ୍ ତାହା ବୁଝିପାରିବେ</li> <li>ବିଭିନ୍ନ କଠିନ ଶବ୍ଦର ଅର୍ଥ ଓ ବ୍ୟବହାର ବୁଝିପାରିବେ</li> <li>କଲମର ମହନୀୟତାକୁ ନିଜ ଭାଷାରେ ଲେଖିପାରିବେ</li> <li>କବିତାର ଭାବକୁ ହୃଦୟଙ୍ଗମ କରିବେ</li> <li>ଭାଷାର ବିଭିନ୍ନ ପ୍ରୟୋଗ ଓ ବ୍ୟବହାର ଜାଣିବେ</li> <li>ତତ୍ପରୁଷ ଓ ହିଗୁ ସମାସ ବିଷୟରେ ଅବଗତ ହେବେ</li> </ul>	<ul style="list-style-type: none"> <li>କବିତାଟିକୁ ସମବେତ ସ୍ଵରରେ ଗାଇବା</li> <li>କବିଙ୍କ ସମ୍ପର୍କରେ ଆଲୋଚନା କରିବା</li> <li>ଖଣ୍ଡା ବଡ଼ ନା କଲମ ବଡ଼ ? ଯୁକ୍ତି ତର୍କ କରିବା (ଦଳ ରୂପେ ବିଭକ୍ତ ହୋଇ)</li> <li>କବିତାର ବିଷୟବସ୍ତୁ ଆଲୋଚନା କରିବା</li> <li>ଅର୍ଥଗତ ପାର୍ଥକ୍ୟ, ବିପରୀତ ଶବ୍ଦ, ସାପେକ୍ଷ ବାକ୍ୟ ଗଠନ, ପ୍ରତିଶବ୍ଦ, ବିଶେଷଣରୁ ବିଶେଷ୍ୟ, ବିଶେଷ୍ୟରୁ ବିଶେଷଣ, ଅଭିଧାନ ନିୟମ କ୍ରମ</li> <li>ତତ୍ପରୁଷ ସମାସ ଓ ହିଗୁ ସମାସ</li> <li>କବିତାରେ ଥିବା ବିଭିନ୍ନ ଚରିତ୍ର</li> </ul> <p>ପ୍ରତି ପଦାର୍ଥ :</p> <ul style="list-style-type: none"> <li>ଅତି ଆପଣାର .....</li> <li>କେତେ ବିପ</li> <li>ହେ ମୋର କଲମ .....</li> <li>ଧରାତଳ</li> </ul>	<ul style="list-style-type: none"> <li>କବିତା ଅବଲମ୍ବନରେ କବିଙ୍କ ବିପ୍ଳବାତ୍ମକ ମନୋବୃତ୍ତିର ପରିଚୟ ପ୍ରଦାନ କର</li> <li>କଲମକୁ ଚିରବିପ୍ଳବୀ ଓ ଚିର ମୌନୀ କହିବାର ତାତ୍ପର୍ଯ୍ୟ ବୁଝାଇ ଦିଅ ।</li> <li>କବିଙ୍କ ପରିଚୟ ପ୍ରଦାନ କର</li> <li>କବିଙ୍କ ରଚନାବଳୀର ଏକ ତାଲିକା ଲେଖ</li> <li>କବିତାର ବିଷୟବସ୍ତୁ ସଂକ୍ଷେପରେ ଜଣାଅ</li> <li>'କଲମ' କୁ ନେଇ ଏକ ରଚନା ଲେଖ ।</li> </ul>	<p>ସତ୍ୟବାଦୀ ବନବିଦ୍ୟାଳୟର କବିମାନଙ୍କର ଏକ ତାଲିକା ପ୍ରସ୍ତୁତ କର ।</p>	<p>କବିଙ୍କ 'ନିଆଁଖୁଣ୍ଟା' ପତ୍ରିକା ସଂଗ୍ରହ କରି ପଢ଼ ।</p>	<p>ପାଠ୍ୟବହି, ଦୀକ୍ଷା ଆପ, କ୍ୟୁଆର୍ କୋଡ଼, ଯୁଟ୍ୟୁବ୍</p>
---	---	--------------------------------------------------------------------------------------------------------------------------------------------------------------------------------------------------------------------------------------------------------------------------------------------------------------------------------------------------------------------------------------------------------------------------------------------------------	-----------------------------------------------------------------------------------------------------------------------------------------------------------------------------------------------------------------------------------------------------------------------------------------------------------------------------------------------------------------------------------------------------------------------------------------------------------------------------------------------------------------------------------------------------------------------------------------	----------------------------------------------------------------------------------------------------------------------------------------------------------------------------------------------------------------------------------------------------------------------------------------------------------------------------------------	----------------------------------------------------------------	-----------------------------------------------------	----------------------------------------------------

Class: 9

Lesson-wise Plan - 2021-22

Subject: Odia

10	10	ପ୍ରକୃତ ବସ୍ତୁ	<ul style="list-style-type: none"> <li>ଗୋପାଳଚନ୍ଦ୍ର ପ୍ରହରାଜଙ୍କ ସମ୍ପର୍କରେ କହିପାରିବେ</li> <li>ବନ୍ଧୁଦର ସମ୍ପର୍କ ସମ୍ପର୍କରେ ବୁଝିପାରିବେ</li> <li>ପାଠ୍ୟାଂଶଟିକୁ ସରଳ ଓ ଦୁର୍ଗତ ଗତିରେ ନିର୍ଭୁଲ ଭାବେ ପଢ଼ିପାରିବେ</li> <li>ପାଠ୍ୟାଂଶର ବିଭିନ୍ନ ନୂତନ ଶବ୍ଦର ଅର୍ଥ ଓ ବ୍ୟବହାର ବୁଝିପାରିବେ</li> <li>ପାଠ୍ୟାଂଶର ବିଷୟବସ୍ତୁକୁ ହୃଦୟଙ୍ଗମ କରିପାରିବେ</li> <li>ବିଭିନ୍ନ ଲୋକବାଣୀର ଅର୍ଥ ଓ ବ୍ୟବହାର ବୁଝିପାରିବେ</li> <li>ଭାଷାର ବିଭିନ୍ନ ପ୍ରୟୋଗ ଓ ବ୍ୟବହାର ଜାଣିପାରିବେ</li> <li>ବହୁବ୍ରୀହି ଓ ଅବୟବୀଭାବ ସମାସ ସମ୍ପର୍କରେ ଜାଣିବେ</li> </ul>	<ul style="list-style-type: none"> <li>ଗୋପାଳଚନ୍ଦ୍ର ପ୍ରହରାଜଙ୍କ ସମ୍ପର୍କରେ ଆଲୋଚନା</li> <li>ଅନୁଛେଦଟିକୁ କ୍ରମାନ୍ୱୟରେ ପଢ଼ି ଭାବକୁ ଆଲୋଚନା କରିବେ</li> <li>ମିତ୍ରମାନଙ୍କର ପ୍ରକାର ଭେଦ</li> <li>ବିଭିନ୍ନ ଲୋକବାଣୀ ସମ୍ପର୍କରେ ଆଲୋଚନା</li> <li>ଅନୁଛେଦ ପଠନ ଓ ଭାବ</li> <li>ପାଠ୍ୟାଂଶର ପୃଷ୍ଠଭୂମି</li> <li>ବିଷୟବସ୍ତୁ</li> <li>ଭାଷା ପ୍ରକରଣ</li> <li>ବହୁବ୍ରୀହି ଓ ଅବୟବୀଭାବ ସମାସ</li> </ul>	<ul style="list-style-type: none"> <li>ପଠିତ ପ୍ରବନ୍ଧ ଅବଲମ୍ବନରେ ପ୍ରକୃତ ବନ୍ଧୁତାର ସ୍ୱରୂପ ଆଲୋଚନା କର</li> <li>ପ୍ରବନ୍ଧର ପୃଷ୍ଠଭୂମି ସଂକ୍ଷେପରେ ଲେଖ</li> <li>ପ୍ରାବନ୍ଧିକଙ୍କ ପରିଚୟ ପ୍ରଦାନ କର</li> <li>ବିଭିନ୍ନ ମିତ୍ରଙ୍କର ଏକ ତାଲିକା ପ୍ରସ୍ତୁତ କର</li> <li>ବନ୍ଧୁତା ଦିବସକୁ ନେଇ ତୁମ ସାଙ୍ଗ ନିକଟକୁ ଏକ ପତ୍ର ଲେଖ ।</li> </ul>	ତୁମ ବନ୍ଧୁମାନଙ୍କ ଭିତରେ ପ୍ରକୃତ ବନ୍ଧୁର କି କି ଲକ୍ଷଣ ଅଛି ଲେଖି ଶିକ୍ଷକଙ୍କୁ ଦେଖାଅ	ଲେଖକଙ୍କ 'ଦୁନିଆ ରୀତି' ପ୍ରବନ୍ଧଟି ସଂଗ୍ରହ କରି ପଢ଼ ।	ପାଠ୍ୟବହି, ଯୁଗ୍ମବହି, ଦୀକ୍ଷା ଆପ୍, କୁ୍ୟଆର୍ କୋଡ୍,
----	----	--------------	------------------------------------------------------------------------------------------------------------------------------------------------------------------------------------------------------------------------------------------------------------------------------------------------------------------------------------------------------------------------------------------------------------------------------------------------------------------------------------------	----------------------------------------------------------------------------------------------------------------------------------------------------------------------------------------------------------------------------------------------------------------------------------------------------------------------------------------------------------------	--------------------------------------------------------------------------------------------------------------------------------------------------------------------------------------------------------------------------------------------------------------------------------------------------------	---------------------------------------------------------------------------	-------------------------------------------------	-----------------------------------------------

Class: 9

Lesson-wise Plan - 2021-22

Subject: Odia

11	11	ପ୍ରକୃତ ବନ୍ଧୁ	<ul style="list-style-type: none"> <li>ବନ୍ଧୁତାର ପ୍ରକୃତ ସମ୍ପର୍କ ଜାଣିପାରିବେ</li> <li>ବର୍ତ୍ତମାନ ସମାଜର ବନ୍ଧୁଗଣ କିପରି ଅନୁମାନ କରିପାରିବେ</li> <li>ପାଠ୍ୟାଂଶର ବିଭିନ୍ନ ନୂତନ ଶବ୍ଦର ଅର୍ଥ ଓ ବ୍ୟବହାର ଜାଣିପାରିବେ</li> <li>ଭାଷାର ବିଭିନ୍ନ ପ୍ରୟୋଗ ଓ ବ୍ୟବହାର ଜାଣିବେ</li> <li>ପ୍ର - ଉତ୍ ପର୍ଯ୍ୟନ୍ତ ଦଶଟି ଉପସର୍ଗ ପ୍ରୟୋଗ ଓ ବ୍ୟବହାର ଜାଣିପାରିବେ</li> </ul>	<ul style="list-style-type: none"> <li>ପ୍ରକୃତ ବନ୍ଧୁଙ୍କ ଲକ୍ଷଣ ସମ୍ପର୍କରେ ଆଲୋଚନା</li> <li>ଅନୁଛେଦ ପଠନ ଓ ଭାବ</li> <li>ବନ୍ଧୁତା ସମ୍ପର୍କରେ ପ୍ରାବନ୍ଧିକଙ୍କ ଦୃଷ୍ଟିକୋଣ</li> <li>ବିଭିନ୍ନ ନୂତନ ଶବ୍ଦର ପ୍ରୟୋଗ ଓ ବ୍ୟବହାର</li> <li>ବିଭିନ୍ନ ଲୋକବାଣୀର ପ୍ରୟୋଗ ଓ ବ୍ୟବହାର</li> <li>ଉପସର୍ଗ ଓ 'ପ୍ର' ଠାରୁ 'ଉତ୍' ପର୍ଯ୍ୟନ୍ତ ଉପସର୍ଗଗୁଡ଼ିକର ପ୍ରୟୋଗ ଓ ବ୍ୟବହାର</li> <li>ବିଭିନ୍ନ ଦିବସ ପାଳନ ଓ ତା'ର ଉପକାରୀତା</li> </ul>	<ul style="list-style-type: none"> <li>କାମର ପିଆରା ବନ୍ଧୁତା ପ୍ରକୃତ ବନ୍ଧୁତା ନୁହେଁ, ପ୍ରବନ୍ଧ ଅବଲମ୍ବନରେ ବର୍ଣ୍ଣନା କର ।</li> <li>ବନ୍ଧୁମାନେ କେତେବେଳେ ଭଜା ପଢ଼ିଯାଆନ୍ତି ?</li> <li>ବନ୍ଧୁତାର ବନ୍ଧନ କେତେବେଳେ ହୁଗୁଳା ହୋଇଯାଏ ?</li> <li>ତୁମ ବିଦ୍ୟାଳୟରେ ପାଳିତ କୌଣସି ଦିବସକୁ ନେଇ ଏକ ପ୍ରବନ୍ଧ ଲେଖ ।</li> </ul>	ତୁମ ବନ୍ଧୁମାନଙ୍କ ଭିତରେ ପ୍ରକୃତ ବନ୍ଧୁର କି କି ଲକ୍ଷଣ ଅଛି ଲେଖୁ ଶିକ୍ଷକଙ୍କୁ ଦେଖାଅ	ଲେଖକଙ୍କ 'ଦୁନିଆ ରୀତି' ପ୍ରବନ୍ଧଟି ସଂଗ୍ରହ କରି ପଢ଼ ।	ପାଠ୍ୟବହି, ବ୍ୟାକରଣ, ଦୀକ୍ଷା ଆପ୍, ଯୁଗ୍ମ୍ୟ
----	----	--------------	----------------------------------------------------------------------------------------------------------------------------------------------------------------------------------------------------------------------------------------------------------------------------------------------------------------------------------	--------------------------------------------------------------------------------------------------------------------------------------------------------------------------------------------------------------------------------------------------------------------------------------------------------------------------------------------------------------------------------------	-------------------------------------------------------------------------------------------------------------------------------------------------------------------------------------------------------------------------------------------------------------------------------------------	---------------------------------------------------------------------------	-------------------------------------------------	----------------------------------------

Class: 9

Lesson-wise Plan - 2021-22

Subject: Odia

12	12	ଦଳ ବେହେରା	<ul style="list-style-type: none"> <li>ନାଟ୍ୟକାର କାଳୀଚରଣଙ୍କ ସମ୍ପର୍କରେ ବୁଝିପାରିବେ</li> <li>ଦଳବେହେରାଙ୍କ ସମ୍ପର୍କରେ କହିପାରିବେ</li> <li>ଏକାଙ୍କିକା ମାଧ୍ୟମରେ ଜାତୀୟ ସଂଗ୍ରାମ କିପରି ଥିଲା ବୁଝିପାରିବେ</li> <li>ବିଭିନ୍ନ ଚରିତ୍ରକୁ ନେଇ ଶ୍ରେଣୀଗୁହରେ ଅଭିନୟ କରିପାରିବେ</li> <li>ପାଠ୍ୟାଂଶର ବିଭିନ୍ନ ଚରିତ୍ରର ଚିତ୍ରଣ କରିପାରିବେ</li> <li>ନାଟକୀୟ ହାସ୍ୟଭାବ, ଅଙ୍ଗଭଙ୍ଗୀ ପ୍ରଦର୍ଶନ କରିପାରିବେ</li> <li>ଭାଷାର ପ୍ରୟୋଗ ଓ ବ୍ୟବହାର ଜାଣିବେ</li> <li>ଅଭିନୟ ମାଧ୍ୟମରେ ପ୍ରତ୍ୟୁତ୍ପନ୍ନ ମତିତା ପ୍ରଦର୍ଶନ କରିପାରିବେ</li> </ul>	<ul style="list-style-type: none"> <li>କାଳୀଚରଣଙ୍କ ସମ୍ପର୍କରେ ଆଲୋଚନା</li> <li>ଏକାଙ୍କିକାର ସ୍ୱତ୍ୱବୋଧ ଓ ଅଭିନୟ</li> <li>ଏକାଙ୍କିକାର ପୃଷ୍ଠଭୂମି ଆଲୋଚନା</li> <li>ବିଷୟବସ୍ତୁ ଓ ପରିଣାମ</li> <li>ବିଭିନ୍ନ ଚରିତ୍ରର ଅଭିନୟ</li> <li>ଚରିତ୍ର ଚିତ୍ରଣ</li> <li>ଆଙ୍ଗିକ, ବାଚିକ, ଭାବ ପ୍ରଦର୍ଶନ</li> <li>ଅଭିନୟ ନିୟମ</li> <li>ଭାଷାର ପ୍ରୟୋଗ ଓ ବ୍ୟବହାର</li> <li>କିଏ, କେତେବେଳେ, କାହାକୁ କହିଥିଲେ – ଆଲୋଚନା</li> <li>ଅତି - ଆ ପର୍ଯ୍ୟନ୍ତ ଉପସର୍ଗର ପ୍ରୟୋଗ ଓ ବ୍ୟବହାର</li> <li>ଅନ୍ୟାନ୍ୟ ସ୍ୱାଧୀନତା ସଂଗ୍ରାମୀ ସମ୍ପର୍କରେ ଆଲୋଚନା</li> </ul>	<ul style="list-style-type: none"> <li>ଏକାଙ୍କିକା ଅବଲମ୍ବନରେ ଦଳ ବେହେରାଙ୍କ ଚରିତ୍ର ବର୍ଣ୍ଣନା କର ।</li> <li>ଦେଶ ତାତି ରହିଛି ? ଏ କଥା କୁହାଯାଇଛି କାହିଁକି ?</li> <li>ଚକରାର ଚରିତ୍ର ଚିତ୍ରଣ କର ।</li> <li>ପାଇକ ପୁଅର କାମ ସେ ନୁହେଁ – ଏ କଥା କିଏ କାହାକୁ କହିଛନ୍ତି ?</li> <li>ତୁମେ ଜାଣିଥିବା କୌଣସି ଏକ ସ୍ୱାଧୀନତା ସଂଗ୍ରାମୀଙ୍କ ସମ୍ପର୍କରେ ପ୍ରବନ୍ଧଟିଏ ଲେଖ ।</li> </ul>	ଦଳବେହେରାଙ୍କ ପରି ଆଉ କେତେଜଣ ସ୍ୱାଧୀନତା ସଂଗ୍ରାମୀଙ୍କ ସମ୍ବନ୍ଧରେ ତଥ୍ୟ ସଂଗ୍ରହ କରି ଲେଖ ।	ଲେଖକଙ୍କ ଅନ୍ୟାନ୍ୟ ନାଟକ ସଂଗ୍ରହ କରି ପଢ଼ ।	ପାଠ୍ୟବହି, ବ୍ୟାକରଣ, ଦୀକ୍ଷା ଆପ୍, ଯୁଗ୍ମ୍ୟ
13	13		ପୁନରାବୃତ୍ତି ଏବଂ ଗଠନାତ୍ମକ ଆକଳନ -2	<b>FORMATIVE ASSESSMENT-2</b>				

Class: 9

Lesson-wise Plan - 2021-22

Subject: Odia

14	14	ଦଳ ବେହେରା	<ul style="list-style-type: none"> <li>• ଏକାକିକାର ବିଭିନ୍ନ ଚରିତ୍ର ସମ୍ପର୍କରେ କହିପାରିବେ ।</li> <li>• ବିଭିନ୍ନ ଚରିତ୍ରର ଅଭିନୟ କରିପାରିବେ ।</li> <li>• ଘଟଣାବଳୀ ବା ସନ୍ଦର୍ଭକୁ ନେଇ ଦୃଶ୍ୟ ସଜ୍ଜା କରିପାରିବେ ।</li> <li>• ଏକାକିକାର ବିଷୟବସ୍ତୁକୁ ସୂଦୃଶ୍ୟମାନ କରିପାରିବେ ।</li> <li>• ଅଭିନୟ ମାଧ୍ୟମରେ ଭାବକୁ ଉପଭୋଗ କରିପାରିବେ ।</li> <li>• ଭାଷାର ପ୍ରୟୋଗ ଓ ବ୍ୟବହାର କରିପାରିବେ (କୃତ୍ରିମ)</li> </ul>	<ul style="list-style-type: none"> <li>• ଏକାକିକାର ବିଭିନ୍ନ ଚରିତ୍ରର ଅଭିନୟ</li> <li>• ଚରିତ୍ରଗୁଡ଼ିକର ଆଲୋଚନା</li> <li>• ଅଭିନୟ ପ୍ରଦର୍ଶନ</li> <li>• ଭାଷାର ପ୍ରୟୋଗ ଓ ବ୍ୟବହାର</li> <li>• ବିଷୟବସ୍ତୁ ଉପରେ ଜନଗତ ଆଲୋଚନା</li> <li>• କୃତ୍ରିମ ଶବ୍ଦର ପ୍ରୟୋଗ ଓ ବ୍ୟବହାର</li> </ul>	<ul style="list-style-type: none"> <li>• ଏକାକିକା ଅନୁସରଣରେ ଦଳ ବେହେରାଙ୍କ ତ୍ୟାଗ ଓ ଦେଶପ୍ରେମ ବର୍ଣ୍ଣନା କର ।</li> <li>• ନାଉରୀ ଦଳ ବେହେରାଙ୍କୁ କାହିଁକି ଖୋଜୁଥିଲା ?</li> <li>• ତୁମେ ଏଡ଼େ ମହତ ବୋଲି କିଏ କାହାକୁ କହିଥିଲେ ?</li> <li>• କାଳୀଚରଣଙ୍କ ପରିଚୟ ପ୍ରଦାନ କର ।</li> </ul>	ଦଳବେହେରାଙ୍କ ପରି ଆଉ କେତେଜଣ ସ୍ବାଧୀନତା ସଂଗ୍ରାମୀଙ୍କ ସମ୍ବନ୍ଧରେ ତଥ୍ୟ ସଂଗ୍ରହ କରି ଲେଖ ।	ଲେଖକଙ୍କ ଅନ୍ୟାନ୍ୟ ନାଟକ ସଂଗ୍ରହ କରି ପଢ଼ ।	ପାଠ୍ୟବହି, ଯୁଗ୍ମ୍ୟବ, ଦୀକ୍ଷା ଆପ୍, କୁଆର କୋଡ଼
----	----	--------------	---------------------------------------------------------------------------------------------------------------------------------------------------------------------------------------------------------------------------------------------------------------------------------------------------------------------------------------------------------------------------	----------------------------------------------------------------------------------------------------------------------------------------------------------------------------------------------------------------------------------------------------------------	---------------------------------------------------------------------------------------------------------------------------------------------------------------------------------------------------------------------------------------------------------------	---------------------------------------------------------------------------------	----------------------------------------	-------------------------------------------

Class: 9

Lesson-wise Plan - 2021-22

Subject: Odia

15	15,16	ମଣିଷ ଭାଇ	<ul style="list-style-type: none"> <li>କବିତାଟିକୁ ଲୟବଦ୍ଧ ଭାବେ ଆବୃତ୍ତି କରିପାରିବେ</li> <li>କୁନ୍ତଳା କୁମାରୀ ସାବତଙ୍କ ସମ୍ପର୍କରେ କହିପାରିବେ</li> <li>କବିତାର ମୁଖ୍ୟ ଉଦ୍ଦେଶ୍ୟ ବୁଝିପାରିବେ</li> <li>ମଣିଷ ମଣିଷ ଭଳି ରହିବାକୁ ପଡ଼ିବ ଏକଥା ହୃଦୟଙ୍ଗମ କରିବେ</li> <li>ମଣିଷ ଅମୃତର ସନ୍ତାନ ବୋଲି ବୁଝିବେ</li> <li>କବିତାର ଭାବକୁ ଓ ରସକୁ ଉପଭୋଗ କରିପାରିବେ</li> <li>ଭାଷାର ବିଭିନ୍ନ ପ୍ରୟୋଗ ଓ ବ୍ୟବହାର ଜାଣିବେ</li> </ul>	<ul style="list-style-type: none"> <li>କବିତାକୁ ଲୟବଦ୍ଧ ସହ ସମବେତ ଗାନ କରିବା</li> <li>ପ୍ରତିପଦାର୍ଥ</li> <li>ଶତହତଶ୍ଚାସେ ..... ତୁମର କାହିଁ</li> <li>ଶୁଣିଶୁଣି ଅରିନ୍ଦମ ..... ଜୀବନ ସୁତ୍ର</li> <li>କବିପରିଚୟ</li> <li>ପୃଷ୍ଠଭୂମି</li> <li>କବିତାର ବିଷୟବସ୍ତୁ</li> <li>ଗଦ୍ୟରୂପ, ବିପରୀତ ଅର୍ଥ, ଅଭିଧାନ ନିୟମ, ପ୍ରତିଶବ୍ଦ, ଅର୍ଥଗତ ପାର୍ଥକ୍ୟ, ଅର୍ଥ ଇତ୍ୟାଦି</li> <li>କୃଦନ୍ତ ଶବ୍ଦ ଗଠନ, ରୂପ, ରୂପାନ୍ତର, ବ୍ୟବହାର</li> <li>ମାନବିକତାକୁ ନେଇ କେତେକ ସ୍ଲୋଗାନ୍ ପ୍ରସ୍ତୁତି</li> </ul>	<ul style="list-style-type: none"> <li>କବିତାକୁ ଜଣେ ମାନବାଦୀ କବିତା ଅନୁସରଣରେ ଯଥାର୍ଥତା ପ୍ରତିପାଦନ କର ।</li> <li>ମଣିଷକୁ ଅମୃତସନ୍ତାନ ବୋଲି କାହିଁକି କୁହାଯାଇଛି ?</li> <li>କୁନ୍ତଳା କୁମାରୀଙ୍କର ପରିଚୟ ପ୍ରଦାନ କର ।</li> <li>କବିତାଟିର ସାରମର୍ମ ନିଜ ଭାଷାରେ ଲେଖ ।</li> <li>ମାନବିକତା ପ୍ରଦର୍ଶନ କରୁଥିବା କେତେକ ସ୍ଲୋଗାନ୍ ଲେଖ ।</li> </ul>	କୁନ୍ତଳାକୁମାରୀଙ୍କ ସମସାମୟିକ କବିମାନଙ୍କର ଏକ ତାଲିକା ପ୍ରସ୍ତୁତ କର ।	ଲେଖକଙ୍କ ଅନ୍ୟାନ୍ୟ ରଚନାଗୁଡ଼ିକ ସଂଗ୍ରହ କରି ପଢ଼ ।	ପାଠ୍ୟବହି, ଦୀକ୍ଷା ଆପ୍, କୁ୍ୟଥାର୍ କୋଡ଼, ପଢ଼ୁଲ ଚିତ୍ର
----	-------	----------	-------------------------------------------------------------------------------------------------------------------------------------------------------------------------------------------------------------------------------------------------------------------------------------------------------------------------------------------------------------------------------------	------------------------------------------------------------------------------------------------------------------------------------------------------------------------------------------------------------------------------------------------------------------------------------------------------------------------------------------------------------------------------------------------------------------------------------------------	-------------------------------------------------------------------------------------------------------------------------------------------------------------------------------------------------------------------------------------------------------------------------------------------------------------------	--------------------------------------------------------------	----------------------------------------------	--------------------------------------------------

Class: 9

Lesson-wise Plan - 2021-22

Subject: Odia

16	17	ଗୋପ ପ୍ରୟାଣ	<ul style="list-style-type: none"> <li>କବିତାର ପୃଷ୍ଠଭୂମି ଅବଗତ ହେବେ</li> <li>ଗୋପବନ୍ଧୁଙ୍କ ପ୍ରତି ଲୋକଙ୍କ ପ୍ରୀତି କିପରି ଜାଣିପାରିବେ</li> <li>କବି ମାୟାଧର ମାନସିଂହଙ୍କ ସଂପର୍କରେ ଜାଣିବେ</li> <li>କବିତାଟିକୁ ସୁନ୍ଦର ସ୍ଵରରେ ଗାଇପାରିବେ</li> <li>କଠିନ ଶବ୍ଦର ଅର୍ଥ ବୁଝିବେ</li> <li>ପ୍ରତ୍ୟେକ ପଦ୍ୟାଂଶର ଭାବାର୍ଥ ଲେଖିପାରିବେ/କହିପାରିବେ</li> <li>ଭାଷାର ପ୍ରୟୋଗ ତଥା ବ୍ୟବହାର ସଂପର୍କରେ ଜାଣିବେ</li> <li>ଜାତୀୟତା ମୂଲ୍ୟବୋଧ ଆଚରଣ୍</li> </ul>	<ul style="list-style-type: none"> <li>କବିତାର ପୃଷ୍ଠଭୂମି ସଂପର୍କରେ କିଛି କହିବେ</li> <li>କବିତାଟିକୁ ନିଜେ ସୁନ୍ଦର ସ୍ଵରରେ ଗାଇବେ</li> <li>ପିଲାଙ୍କୁ କଠିନ ଶବ୍ଦର ଅର୍ଥ ଲେଖାଇ ବୁଝାଇବେ</li> <li>ପିଲାଙ୍କୁ ଦଳଗତ କାର୍ଯ୍ୟକଳାପ ଦେବେ</li> <li>ଆବଶ୍ୟକୀୟ ସାମଗ୍ରୀ ଯୋଗାଡ କରିବେ</li> <li>ଶେଷରେ କିଛି ବୋଧାତ୍ମକ ପ୍ରଶ୍ନ ପଚାରିବେ</li> </ul>	<ul style="list-style-type: none"> <li>କବିତାଟିକୁ ସୁନ୍ଦର ସ୍ଵରରେ ଆବୃତ୍ତି କରିବେ</li> <li>କଠିନ ଶବ୍ଦର ଅର୍ଥ ଖୋଜି ପରସ୍ପର ପଚାରିବେ</li> <li>ଭାଷାର ପ୍ରୟୋଗ କରିପାରିବେ</li> <li>ପଦ୍ୟାଂଶରୁ ନିଜେ ପ୍ରଶ୍ନ ତିଆରି କରିବେ</li> <li>ନିର୍ଦ୍ଦେଶିତ କାର୍ଯ୍ୟକଳାପକୁ ଉତ୍ସାହର ସହିତ କରିବେ</li> </ul>	<ul style="list-style-type: none"> <li>ଦଳଗତ ଭାବେ କବିତା ଆବୃତ୍ତି କରିବେ ଏବଂ ଭୁଲକୁ ସୁଧାରିବେ</li> <li>ପରସ୍ପର ଦଳ ପ୍ରଶ୍ନ ପଚାରିବେ</li> <li>ଦଳଗତ କାର୍ଯ୍ୟକଳାପ କରିବେ</li> </ul>	<ul style="list-style-type: none"> <li>ମାୟାଧର ମାନସିଂହଙ୍କ ଅନ୍ୟାନ୍ୟ କିଛି କବିତା ସଂଗ୍ରହ କରିବେ</li> <li>ଗୋପବନ୍ଧୁଙ୍କ ସଂପର୍କରେ ଥିବା ବହି ପଢ଼ିବେ</li> <li>ଓଡ଼ିଶାର ବିଭିନ୍ନ କବିଙ୍କ ଉପାଧି ଖୋଜି ଲେଖିବେ</li> </ul>	<ul style="list-style-type: none"> <li>ଗୋପବନ୍ଧୁଙ୍କ କବିତା ବଳୀ ଯୁଦ୍ଧାବରୁ ଶୁଣିବେ</li> <li>ଦିକ୍ଷା ଆପ୍ତର ଭିଡ଼ିଓ ଦେଖିବେ</li> <li>ଅନ୍ତର୍ଜାଲରୁ କବିଙ୍କ ଅନ୍ୟାନ୍ୟ ସାହିତ୍ୟ କୃତି ଖୋଜି ପଢ଼ିବେ</li> </ul>
17	18		ସଂଗ୍ରହଶୀତ୍ତ ଆକଳନ -1	SUMMATIVE ASSESSMENT-1				



Class: 9

Lesson-wise Plan - 2021-22

Subject: Odia

18	19	ସମୂହ ଦୃଷ୍ଟି	<ul style="list-style-type: none"> <li>ସଦାଶିବ ମିଶ୍ରଙ୍କ ବିଷୟରେ କହିପାରିବେ</li> <li>ପୃଷ୍ଠଭୂମି ସମ୍ପର୍କରେ ଜାଣିବେ</li> <li>ଅନୁଲେଖକଗୁଡ଼ିକୁ ଅନର୍ଗଳ ଭାବେ ପଢ଼ିପାରିବେ</li> <li>ଅନୁଲେଖକ ପଢ଼ି ଭାବକୁ ହୃଦୟଙ୍ଗମ କରିପାରିବେ</li> <li>ବିନା ଚିନ୍ତା ବା ଯୋଜନାରେ କୌଣସି କାର୍ଯ୍ୟ ସଫଳ ହୋଇପାରେ ନାହିଁ ଏହା ବୁଝିବେ</li> <li>ରାଜର୍ଷି ଜନକଙ୍କ ସମ୍ପର୍କରେ ଜାଣିପାରିବେ</li> <li>ଗଣସେବା ବା ପ୍ରଜାପାଳନ କିପରି କରାଯାଏ ବୁଝିପାରିବେ</li> <li>ଭାଷାର ବିଭିନ୍ନ ପ୍ରୟୋଗ ଓ ବ୍ୟବହାର କରିପାରିବେ</li> </ul>	<ul style="list-style-type: none"> <li>ପ୍ରାବନ୍ଧିକଙ୍କ ସମ୍ପର୍କରେ ଆଲୋଚନା କରିବ।</li> <li>ଅନୁଲେଖକ ପଠନ ଓ ତା'ର ଭାବଗ୍ରହଣ, ଆଲୋଚନା</li> <li>ପ୍ରବନ୍ଧର ପୃଷ୍ଠଭୂମି</li> <li>ରାଜର୍ଷି ଜନକଙ୍କ ରାଜ୍ୟଶାସନ</li> <li>ଜନମଙ୍ଗଳ ଓ ସମାଜ କଲ୍ୟାଣ ମନୋଭାବର ବୃଦ୍ଧି</li> <li>ଯୋଜନାବଦ୍ଧ ଚିନ୍ତାଧାରା</li> <li>ପାଠ୍ୟଗତ ବିଭିନ୍ନ ଭାଷା ପ୍ରକରଣର ଆଲୋଚନା</li> <li>ତଦ୍ଦିନର ସଂଜ୍ଞା, ରୂପ, ଗଠନ, ରୂପାନ୍ତର ପ୍ରୟୋଗ ଓ ବ୍ୟବହାର</li> </ul>	<ul style="list-style-type: none"> <li>‘ଏଇ ଖଡ଼ଗ ମୋତେ କରିଛି ସଂଯତ’ – ଜନକଙ୍କ ଏହି ଉକ୍ତିର ଯଥାର୍ଥତା ପ୍ରତିପାଦନ କର</li> <li>ସଦାଶିବ ମିଶ୍ରଙ୍କ ପରିଚୟ ପ୍ରଦାନ କର</li> <li>ପ୍ରବନ୍ଧର ପୃଷ୍ଠଭୂମି ସଂକ୍ଷେପରେ ଲେଖ</li> <li>ରାଜର୍ଷି ଜନକଙ୍କ ଚରିତ୍ର ପାଞ୍ଚଧାଡ଼ିରେ ଲେଖ</li> <li>ତୁମେ ଦେଖୁଥିବା କୌଣସି ଯାତ୍ରା ସମ୍ପର୍କରେ ଏକ ପ୍ରବନ୍ଧ ଲେଖ ।</li> </ul>	ସମୂହ ଦୃଷ୍ଟିର ଜୀବନରେ ଆବଶ୍ୟକତା ସମ୍ପର୍କରେ ଏକ ଚର୍ଚ୍ଚାସଭାର ଆୟୋଜନ କର	ଶ୍ରୀମଦ୍ଭଗବତ୍ ଗୀତାର କର୍ମଯୋଗ ପଢ଼	ପାଠ୍ୟବହି, ଯୁକ୍ତ୍ୟବ୍ଧି, ଦୀକ୍ଷା ଆପ୍, କୁଆର କୋଡ଼,
----	----	-------------	-----------------------------------------------------------------------------------------------------------------------------------------------------------------------------------------------------------------------------------------------------------------------------------------------------------------------------------------------------------------------------------------------------------------------------------------------------	-----------------------------------------------------------------------------------------------------------------------------------------------------------------------------------------------------------------------------------------------------------------------------------------------------------------------------------------------------------------------------------------	-------------------------------------------------------------------------------------------------------------------------------------------------------------------------------------------------------------------------------------------------------------------------------------------------------------------------	----------------------------------------------------------------	--------------------------------	-----------------------------------------------

Class: 9

Lesson-wise Plan - 2021-22

Subject: Odia

19	20	ସମୂହ ଦୃଷ୍ଟି	<ul style="list-style-type: none"> <li>ମହାତ୍ମାଗାନ୍ଧିଙ୍କ କର୍ମଯୋଗ ସମ୍ପର୍କରେ ବୁଝିବେ</li> <li>ନ୍ୟାସୀତତ୍ତ୍ୱ ସମ୍ପର୍କରେ କହିପାରିବେ</li> <li>ପଞ୍ଚବର୍ଷୀୟ ଯୋଜନା ସମ୍ପର୍କରେ ବୁଝିବେ</li> <li>ସମୂହ ଦୃଷ୍ଟିର ବିକାଶରେ ଦେଶର ଉନ୍ନତି କିପରି ହେବ ଜାଣିପାରିବେ</li> <li>ଭାଷାର ବିଭିନ୍ନ ପ୍ରୟୋଗ ଓ ବ୍ୟବହାର ଜାଣିପାରିବେ</li> </ul>	<ul style="list-style-type: none"> <li>ଅନୁଛେଦ ପଠନ ଭାବ ସମ୍ପର୍କିତ ଆଲୋଚନା</li> <li>ମହାତ୍ମାଗାନ୍ଧୀଙ୍କ ନ୍ୟାସୀତତ୍ତ୍ୱ</li> <li>ଜନ ମଙ୍ଗଳ ଓ ସମାଜ କଲ୍ୟାଣର ମୂଳଭିତ୍ତି</li> <li>ପଞ୍ଚବର୍ଷୀୟ ଯୋଜନା</li> <li>ଅର୍ଥ ନୈତିକ ବିକାଶ</li> <li>କର୍ମଯୋଗ ଓ ନ୍ୟାସୀବାଦ</li> <li>ପାଠ୍ୟଗତ ଭାଷା ପ୍ରକରଣ ପ୍ରୟୋଗ ଓ ବ୍ୟବହାର</li> <li>କୃତବ୍ଧ ପ୍ରୟୋଗ ଓ ବ୍ୟବହାର</li> <li>ସରକାରଙ୍କ ବିଭିନ୍ନ ଜନମଙ୍ଗଳ କାର୍ଯ୍ୟକ୍ରମ</li> </ul>	<ul style="list-style-type: none"> <li>ଗାନ୍ଧିଜୀଙ୍କ ନ୍ୟାସୀତତ୍ତ୍ୱ ଓ ଏହାର ମୂଳ ଉଦ୍ଦେଶ୍ୟ ସମ୍ପର୍କରେ ଆଲୋଚନା କର</li> <li>କର୍ମଯୋଗ କହିଲେ କ'ଣ ?</li> <li>ପଞ୍ଚବର୍ଷୀୟ ଯୋଜନା କ'ଣ ? ସଂକ୍ଷେପରେ ଲେଖ ।</li> <li>ଇତିହାସ ବାରମ୍ବାର କି ପ୍ରକାର ଚେତାବନୀ ଦେଇଛି ?</li> <li>ସରକାରଙ୍କ ବିଭିନ୍ନ ଜନ ମଙ୍ଗଳ କାର୍ଯ୍ୟକ୍ରମର ନାମ ଲେଖି ସେ ବିଷୟରେ ଜଣାଅ ।</li> </ul>	ସମୂହ ଦୃଷ୍ଟିର ଜୀବନରେ ଆବଶ୍ୟକତା ସମ୍ପର୍କରେ ଏକ ଚର୍ଚ୍ଚାସଭାର ଆୟୋଜନ କର	ଶ୍ରୀମଦ୍ଭଗବତ୍ ଗୀତାର କର୍ମଯୋଗ ପଢ଼	ପାଠ୍ୟବହି, ଯୁଗ୍ମ୍ୟ, ଦୀକ୍ଷା ଆପ୍, କ୍ୟୁଆର୍ କୋଡ୍,
----	----	----------------	----------------------------------------------------------------------------------------------------------------------------------------------------------------------------------------------------------------------------------------------------------------------------------------------------	-----------------------------------------------------------------------------------------------------------------------------------------------------------------------------------------------------------------------------------------------------------------------------------------------------------------------------------------------------------------------------------	------------------------------------------------------------------------------------------------------------------------------------------------------------------------------------------------------------------------------------------------------------------------------------------------------------------------------	----------------------------------------------------------------	--------------------------------	----------------------------------------------

Class: 9

Lesson-wise Plan - 2021-22

Subject: Odia

20	21	ଲକ୍ଷ୍ମୀର ଅଭିସାର	<ul style="list-style-type: none"> <li>ଗନ୍ଧର୍ବକୁ ମନଯୋଗସହ ପଢ଼ିବେ</li> <li>ଗାନ୍ଧିଙ୍କ ମନୋଜ ଦାସଙ୍କ ସଂପର୍କରେ ଜାଣିବେ</li> <li>ଗନ୍ଧର୍ବର ପୃଷ୍ଠଭୂମି ସମ୍ପର୍କରେ ଜାଣିବେ</li> <li>ଗନ୍ଧର୍ବ ଆଲ୍ଲାଦକୁ ମନରେ ଗ୍ରହଣ କରିବେ</li> <li>ଗନ୍ଧର୍ବ କଥାଂଶକୁ ନିଜ ଭାଷାରେ କହିପାରିବେ</li> <li>ବିଭିନ୍ନ ଚରିତ୍ରର ଅଭିନୟ କରିପାରିବେ</li> </ul>	<ul style="list-style-type: none"> <li>ଗାନ୍ଧି ମନୋଜ ଦାସଙ୍କ ସଂପର୍କରେ କହିବେ</li> <li>ଗନ୍ଧର୍ବ କିପରି ପଢ଼ାଯାଏ, କହିବେ</li> <li>ପ୍ରତି ଅନୁଛେଦରୁ କିଛି ବୋଧାତ୍ମକ ପ୍ରଶ୍ନ ପଚାରିବେ</li> <li>ପୃଷ୍ଠଭୂମି ସଂପର୍କରେ କହିବେ</li> <li>ଗନ୍ଧର୍ବ କଥାଂଶକୁ ପିଲାମାନଙ୍କ ନିଜ ଭାଷାରେ କୁହାଇବେ</li> </ul>	<ul style="list-style-type: none"> <li>ଗନ୍ଧର୍ବକୁ ମନଦେଇ ପଢ଼ିବେ ଗନ୍ଧର୍ବ ଚରିତ୍ରକୁ ଅଭିନୟ କରିବେ</li> <li>ଗନ୍ଧର୍ବ ବାକ୍ୟାଂଶ ସମ୍ଭାଷଣକୁ ଅନୁକରଣ କରିବେ</li> <li>ଅନୁଛେଦରୁ କିଛି ପ୍ରଶ୍ନ ତିଆରି କରି ଅନ୍ୟକୁ ପଚାରିବେ</li> </ul>	<ul style="list-style-type: none"> <li>ଅନ୍ୟଦଳର ପ୍ରଶ୍ନର ଉତ୍ତର ଦେବେ</li> <li>ଦଳଗତ ଭାବେ ଚରିତ୍ରଗୁଡ଼ିକ ର ଅଭିନୟ ତଥା ଅନୁକରଣ କରିବେ</li> <li>ଗନ୍ଧର୍ବ ପଠିତାଂଶର ସାରମର୍ମ ଦଳଗତ ଭାବେ କହିବେ</li> <li>ନିଜ ଅନୁଭୂତିକୁ ଦଳରେ କହିବେ</li> </ul>	<ul style="list-style-type: none"> <li>ମନୋଜ ଦାସଙ୍କ ଅନ୍ୟାନ୍ୟ ବହି ସମୂହ କରି ପଢ଼ିବେ</li> <li>ଭକ୍ତି ଭାବନା ହିଁବା ଅନ୍ୟ କାହାଣୀ ସଂଗ୍ରହ କରି ପଢ଼ିବେ</li> </ul>	<ul style="list-style-type: none"> <li>ଯୁଦ୍ଧବୀର ମନୋଜ ଦାସଙ୍କ ସଂପର୍କରେ ଖୋଜିବେ</li> <li>ଦୀକ୍ଷା ଆପ୍ତରେ ଥିବା ବିଭିନ୍ନ ଗନ୍ଧର୍ବ ଭିଡ଼ିଓକୁ ଦେଖିବେ</li> </ul>
----	----	-----------------	----------------------------------------------------------------------------------------------------------------------------------------------------------------------------------------------------------------------------------------------------------------------------------------------------------	-------------------------------------------------------------------------------------------------------------------------------------------------------------------------------------------------------------------------------------------------------------------------	---------------------------------------------------------------------------------------------------------------------------------------------------------------------------------------------------------------	---------------------------------------------------------------------------------------------------------------------------------------------------------------------------------------------------------------------------	-----------------------------------------------------------------------------------------------------------------------------------------------------	----------------------------------------------------------------------------------------------------------------------------------------------------

Class: 9

Lesson-wise Plan - 2021-22

Subject: Odia

21	22	ଲକ୍ଷ୍ମୀର ଅଭିଯାର	<ul style="list-style-type: none"> <li>ଗନ୍ଧର୍ବକୁ ମଧ୍ୟାନ୍ନ ଦେଇ ପଡ଼ିବେ</li> <li>ଗନ୍ଧର୍ବର ସାରମର୍ମ ନିଜ ଭାଷାରେ କହିବେ</li> <li>ବିଭିନ୍ନ ଚରିତ୍ରର ଅଭିନୟ କରିପାରିବେ</li> <li>ଭଗବାନ ସମସ୍ତଙ୍କ ଠାରେ ବିଦ୍ୟମାନ, ଏକଥା ବୁଝିବେ</li> <li>ଛୋଟ ପିଲାଟିର ମନୋଭାବ ତଥା ପୂଜାରୀଙ୍କ ସମ୍ପର୍କରେ ବୁଝିବେ</li> <li>ଗନ୍ଧର୍ବଲି ଆଉ ଏକ ଗନ୍ଧ ନିଜ ମନରୁ ଗଢ଼ି କହିବେ</li> </ul>	<ul style="list-style-type: none"> <li>ପ୍ରତି ଅନୁଚ୍ଛେଦରୁ କିଛି ପ୍ରଶ୍ନ ପଚାରିବେ</li> <li>ପରବର୍ତ୍ତୀ ଘଟଣା ସମ୍ପର୍କିତ ପ୍ରଶ୍ନ ପଚାରିବେ</li> <li>ପିଲାଙ୍କ ଦ୍ଵାରା ବିଭିନ୍ନ ଚରିତ୍ରର ଅଭିନୟ କରାଇବେ</li> <li>ଗନ୍ଧର୍ବତା ନିଜ ଭାଷାରେ ସଂଳାପଗୁଡ଼ିକୁ ସଂଯୋଜନ କଲାଭଳି ନିର୍ଦ୍ଦେଶ ଦେବେ ।</li> </ul>	<ul style="list-style-type: none"> <li>ଅନର୍ଗଳ ଭାବେ ପଢ଼ିପାରିବେ</li> <li>ସାରମର୍ମ ବୁଝି ନିଜ ଭାଷାରେ କହିବେ</li> <li>ଭକ୍ତିଭାବନାମୂଳକ ଅନ୍ୟ ଏକ ଗପ ନିଜ ଭାଷାରେ କହିବେ ।</li> </ul>	<ul style="list-style-type: none"> <li>ଦଳଗତ ଭାବେ ନିଜ ଦଳରୁ ପ୍ରଶ୍ନ ଗଢ଼ିବେ</li> <li>ଅନ୍ୟ ଦଳ ପଚାରିବା ପ୍ରଶ୍ନର ଉତ୍ତର ଦେବେ</li> <li>ସରଳ ନିଷ୍ପତ୍ତି ସୂଦୟ ଲକ୍ଷ୍ମୀର ଚରିତ୍ର ଚିତ୍ରଣ କରିବେ</li> </ul>	<ul style="list-style-type: none"> <li>ମନୋଜ ଦାସଙ୍କ ଅନ୍ୟାନ୍ୟ ଗନ୍ଧ ସଂଗ୍ରହ କରି ପଢ଼ିବେ</li> <li>ସାହସିକ, ଭକ୍ତି ଭାବେ ଥିବା ଅନ୍ୟ ଶିଶୁଙ୍କ କାହାଣୀ ସଂଗ୍ରହ କରି ପଢ଼ିବେ</li> </ul>	<ul style="list-style-type: none"> <li>ଯୁଦ୍ଧ୍ୟବରୁ ଛିନ୍ନ ଭିଡ଼ିଓ ସଂଗ୍ରହ କରି ଦେଖିବେ</li> <li>ସରଳ ନିଷ୍ପତ୍ତି ଭକ୍ତି ସଂପନ୍ନ ଅନ୍ୟ ଶିଶୁଙ୍କ ନାମ ଅନ୍ତର୍ଜାଲରୁ ସଂଗ୍ରହ କରିବେ</li> </ul>
22	23	ପାଇକ ବଧୂର ଉଦ୍‌ବୋଧନ	<ul style="list-style-type: none"> <li>କବି କୃଷ୍ଣଚନ୍ଦ୍ର ତ୍ରିପାଠୀଙ୍କ ସଂପର୍କରେ ଜାଣିବେ</li> <li>କବିତାଟିକୁ ସୁନ୍ଦର ସ୍ଵରରେ ଆବୃତ୍ତି କରିପାରିବେ</li> <li>ଉତ୍କଳର ଶୌର୍ଯ୍ୟ ଓ</li> </ul>	<ul style="list-style-type: none"> <li>କବିତାଟିକୁ ସୁଲଳିତ ସ୍ଵରରେ ଗାଇବେ</li> <li>ପୃଷ୍ଠଭୂମି ସଂପର୍କରେ କହିବେ</li> <li>ଜାତୀୟତାଭାବକୁ ଉଦ୍‌ବୋଧନ ଦେବେ</li> <li>ଉତ୍କଳର ଶୌର୍ଯ୍ୟ ଓ ସାମରିକ ବିଭବ କିପରି ଥିଲା ବର୍ଣ୍ଣନା କରିବେ</li> </ul>	<ul style="list-style-type: none"> <li>କବିତାଟିକୁ ଆବୃତ୍ତି କରିବେ</li> <li>କଠିନ ଶବ୍ଦର ଅର୍ଥ ବୁଝିବେ</li> <li>ଭାଷାର ପ୍ରୟୋଗ ଓ</li> </ul>	<ul style="list-style-type: none"> <li>ଦଳଗତ ପ୍ରଶ୍ନ ତିଆରି କରିବେ</li> <li>ଅନ୍ୟଦଳର ପ୍ରଶ୍ନର ଉତ୍ତର</li> </ul>	<ul style="list-style-type: none"> <li>କବିଙ୍କର ଅନ୍ୟାନ୍ୟ କୃତି ସଂଗ୍ରହ କରି ପଢ଼ିବେ</li> </ul>	<ul style="list-style-type: none"> <li>ଯୁଦ୍ଧ୍ୟବରୁ ଓଡ଼ିଶା ଐତିହ୍ୟ ସଂପର୍କିତ ଭିଡ଼ିଓ ସମୂହ</li> </ul>

Class: 9

Lesson-wise Plan - 2021-22

Subject: Odia

			<p>ସାମରିକ ବିଭବକୁ ସ୍ୱଦୟଜ୍ଞାନ କରିବେ</p> <ul style="list-style-type: none"><li>ଜଳଭୂମିର ରକ୍ଷା ନିମନ୍ତେ ଉତ୍କଳ ବଧୂର ଜୀବନ ଉତ୍ସର୍ଗକୁ ସ୍ୱଦୟଜ୍ଞାନ କରିବେ</li><li>ଜାତୀୟତା ଭାବର ଆବଶ୍ୟକତାକୁ ବୁଝିପାରିବେ</li><li>କବିତାର ପୃଷ୍ଠଭୂମି ସଂପର୍କରେ ଜାଣିବେ</li><li>କବିତାର ସାରାଂଶ ନିଜ ଭାଷାରେ ଲେଖିପାରିବେ</li></ul>	<ul style="list-style-type: none"><li>ଉତ୍କଳୀୟ ନାରୀର ଉତ୍ସର୍ଗ ବୀରତ୍ୱକୁ ବର୍ଣ୍ଣନା କରିବେ</li></ul>	<p>ବ୍ୟବହାର ଶିଖିବେ</p> <ul style="list-style-type: none"><li>ଉତ୍କଳର ଐତିହ୍ୟକୁ ସ୍ୱଦୟଜ୍ଞାନ କରିବେ</li><li>ବିଭିନ୍ନ ବାଜାର ନାମ ତାଲିକା କରିବେ</li></ul>	<p>ଦେବେ</p> <ul style="list-style-type: none"><li>ବିଭିନ୍ନ ବାଜାର ତାଲିକା ପ୍ରଦର୍ଶନ କରିବେ</li><li>ଭାଷାର ବିଭିନ୍ନ ପ୍ରୟୋଗ ଓ ବ୍ୟବହାରର ଦଳଗତ ପ୍ରଦର୍ଶନ କରିବେ</li><li>କବିତାର ସାରାଂଶ ନିଜ ଦଳ ତରଫରୁ ପ୍ରଦର୍ଶନ କରିବେ</li></ul>	<ul style="list-style-type: none"><li>ଓଡ଼ିଶାର ଐତିହ୍ୟ ସମ୍ପର୍କିତ ତଥ୍ୟ ସଂଗ୍ରହ କରିବେ</li></ul>	<p>କରି</p> <p>ଦେଖିବେ</p> <ul style="list-style-type: none"><li>ଅନ୍ତର୍ଜାଲରୁ ଦେଶୀୟ ବୋଧ ଅନ୍ୟାନ୍ୟ କବିତା ସଂଗ୍ରହ କରି ପଢ଼ିବେ</li></ul>	
23	24		ପୁନରାବୃତ୍ତି ଏବଂ ଗଠନାତ୍ମକ ଆକଳନ -3	FORMATIVE ASSESSMENT-3					

Class: 9

Lesson-wise Plan - 2021-22

Subject: Odia

24	25	ପତାକା ଉତ୍ତୋଳନ	<ul style="list-style-type: none"> <li>ଗାନ୍ଧିଜୀ ସୁରେନ୍ଦ୍ର ମହାନ୍ତିଙ୍କ ସମ୍ପର୍କରେ କହିପାରିବେ</li> <li>ଗନ୍ଧର୍ବକୁ ଅନର୍ଗଳ ଭାବେ ପଢ଼ି ପାରିବେ</li> <li>ଗନ୍ଧର୍ବ ବିଷୟବସ୍ତୁ ନିଜ ଭାଷାରେ କହିପାରିବେ</li> <li>ଗନ୍ଧର୍ବ ପୃଷ୍ଠଭୂମି ଆଲୋଚନା କରିପାରିବେ</li> <li>ଗନ୍ଧର୍ବ ବିଭିନ୍ନ ଚରିତ୍ର ସମ୍ପର୍କରେ କହିପାରିବେ</li> <li>ଗନ୍ଧର୍ବ ମାଦକତା ଅନୁଭବ କରିପାରିବେ</li> <li>ଭାଷାର ବିଭିନ୍ନ ପ୍ରୟୋଗ ଓ ବ୍ୟବହାର କରିପାରିବେ</li> </ul>	<ul style="list-style-type: none"> <li>ସୁରେନ୍ଦ୍ର ମହାନ୍ତିଙ୍କ ସମ୍ପର୍କରେ ଆଲୋଚନା</li> <li>ବିଭିନ୍ନ ରଚନାବଳୀ</li> <li>ଅନୁଜ୍ଞେୟ ପଠନ ଓ ତା'ର ଭାବ ଆଲୋଚନା</li> <li>ଗନ୍ଧର୍ବ ବିଷୟବସ୍ତୁ ଚର୍ଚ୍ଚା</li> <li>ଗନ୍ଧର୍ବ ପୃଷ୍ଠଭୂମି</li> <li>ଗନ୍ଧର୍ବ ବିଭିନ୍ନ ଚରିତ୍ରର ଆକଳନ ଓ ଚର୍ଚ୍ଚା</li> <li>ପାଠ୍ୟାଂଶୁଗର୍ଭିତ ବିଭିନ୍ନ ଶବ୍ଦର ପ୍ରୟୋଗ ଓ ବ୍ୟବହାର</li> <li>କାରକ କ'ଣ ? ବିଭିନ୍ନ କାରକ, ପ୍ରୟୋଗ ଓ ବ୍ୟବହାର</li> <li>ବିଭିନ୍ନ ପର୍ବପର୍ବାଣୀ ପାଳନ ଆଲୋଚନା</li> </ul>	<ul style="list-style-type: none"> <li>ଗପଟିର ନାମ ପତାକା ଉତ୍ତୋଳନ ରଖାଯାଇଛି କାହିଁକି ? ଆଲୋଚନା କର ।</li> <li>ସୁରେନ୍ଦ୍ର ମହାନ୍ତିଙ୍କ ପରିଚୟ ପ୍ରଦାନ କର ।</li> <li>ଗନ୍ଧର୍ବର ସାରମର୍ମ ଚାରିଧାଡ଼ିରେ ଲେଖ ।</li> <li>ଗନ୍ଧର୍ବରେ କେଉଁ ଚରିତ୍ରଟି ତୁମକୁ ଭଲ ଲାଗିଲା ଓ କାହିଁକି ?</li> <li>ଦଶହରା ପର୍ବକୁ ନେଇ ଏକ ପ୍ରବନ୍ଧ ଲେଖ ।</li> </ul>	ଏହି ଗନ୍ଧର୍ବର ସଂଳାପ ପ୍ରସ୍ତୁତି କର ।	ଲେଖକଙ୍କ ଅନ୍ୟାନ୍ୟ ସୃଷ୍ଟି ସଂଗ୍ରହ କରି ପଢ଼ ।	ପାଠ୍ୟବହି, ଯୁଗ୍ମବହି, ଦୀକ୍ଷା ଆପ୍, କ୍ୟୁଆର୍ କୋଡ୍
----	----	------------------	------------------------------------------------------------------------------------------------------------------------------------------------------------------------------------------------------------------------------------------------------------------------------------------------------------------------------------------------------------------------------------------	----------------------------------------------------------------------------------------------------------------------------------------------------------------------------------------------------------------------------------------------------------------------------------------------------------------------------------------------------------------------------------------------------------------------------	--------------------------------------------------------------------------------------------------------------------------------------------------------------------------------------------------------------------------------------------------------------------------------------------------------------	-----------------------------------	------------------------------------------	----------------------------------------------

Class: 9

Lesson-wise Plan - 2021-22

Subject: Odia

25	26	ଶକ୍ତି ଓ ଜ୍ଞାନ	<ul style="list-style-type: none"> <li>ଲେଖକଙ୍କ ବିଷୟରେ ଅବଗତ ହେବେ</li> <li>ପାଠ୍ୟ ପୃଷ୍ଠଭୂମି ସମ୍ପର୍କରେ ଜାଣିବେ</li> <li>ବିଶ୍ୱାମିତ୍ରଙ୍କ ଶକ୍ତି ସମ୍ପର୍କରେ ଜାଣିବେ</li> <li>ଶକ୍ତି ଓ ଜ୍ଞାନ ମଧ୍ୟରେ ଥିବା ସମ୍ପର୍କ ଜାଣିବେ</li> <li>ଶକ୍ତି ସହିତ ଜ୍ଞାନର ସମନ୍ୱୟ କିପରି ରଖାଯାଇପାରିବ ବୁଝିବେ</li> <li>ବିଭିନ୍ନ ଚରିତ୍ର ଅବଗତ ହେବେ</li> <li>ଭାଷାର ପ୍ରୟୋଗ ଓ ବ୍ୟବହାର କରିପାରିବେ</li> </ul>	<ul style="list-style-type: none"> <li>ଅନୁଛେଦ ପଠନ- ଭାବ ପ୍ରକାଶ – ଆଲୋଚନା</li> <li>ଲେଖକଙ୍କ ସମ୍ପର୍କିତ ଆଲୋଚନା</li> <li>ପୃଷ୍ଠଭୂମି</li> <li>ବିଷୟବସ୍ତୁ</li> <li>ଶକ୍ତି ଓ ଜ୍ଞାନର ସମନ୍ୱୟ</li> <li>ଦୁରୂପଯୋଗ</li> <li>ପାଠ୍ୟଗତ ଭାଷା ପ୍ରକରଣ ପ୍ରୟୋଗ ଓ ବ୍ୟବହାର</li> <li>ବିଭକ୍ତି, ପରିଚୟ, ପ୍ରୟୋଗ ଓ ବ୍ୟବହାର</li> <li>ଜାଗାନାନ୍ନା ବିଦ୍ୟା କାହ୍ନୁକା</li> </ul>	<ul style="list-style-type: none"> <li>ଶକ୍ତି ସହିତ ଜ୍ଞାନର ସମନ୍ୱୟ ହେବା ଉଚିତ ବୋଲି ପ୍ରାବନ୍ଧିକ କାହିଁକି କହିଛନ୍ତି ?</li> <li>ବିଶ୍ୱାମିତ୍ର ଓ ବଶିଷ୍ଠଙ୍କ ଉପାଖ୍ୟାନରୁ ଆମକୁ କ'ଣ ଶିକ୍ଷା ମିଳିଥାଏ ?</li> <li>ଲେଖକଙ୍କ ପରିଚୟ ପ୍ରଦାନ କର ।</li> <li>ପ୍ରବନ୍ଧଟିର ପୃଷ୍ଠଭୂମି ସଂକ୍ଷେପରେ ଆଲୋଚନା କର ।</li> <li>ମଣିଷ କେତେବେଳେ ଶକ୍ତିକୁ ଭୟ କରିଛି</li> <li>ଜେ.ଭି.କେ ସମ୍ପର୍କରେ ଏକ ସଂକ୍ଷିପ୍ତ ବିବରଣୀ ଦିଅ ।</li> </ul>	ତୁମ ଜୀବନରେ ଶକ୍ତି ଓ ଜ୍ଞାନର ଆବଶ୍ୟକତା ସମ୍ବନ୍ଧରେ ଆଲୋଚନା କର	ଲେଖକଙ୍କ ଜୀବନୀ ସମ୍ପର୍କରେ ତଥ୍ୟ ସଂଗ୍ରହ କରି ପଢ଼ ।	ପାଠ୍ୟବହି, ଦୀକ୍ଷା ଆପ୍, କ୍ୟୁଆର୍ କୋଡ୍, ଯୁଟ୍ୟୁବ୍
----	----	---------------------	--------------------------------------------------------------------------------------------------------------------------------------------------------------------------------------------------------------------------------------------------------------------------------------------------------------------------------------------------------------	----------------------------------------------------------------------------------------------------------------------------------------------------------------------------------------------------------------------------------------------------------------------------------------------------------------------------------------	------------------------------------------------------------------------------------------------------------------------------------------------------------------------------------------------------------------------------------------------------------------------------------------------------------------------------------------------------------------------------------	--------------------------------------------------------	-----------------------------------------------	----------------------------------------------



Class: 9

Lesson-wise Plan - 2021-22

Subject: Odia

26	27	ଦୂର ପାହାଡ଼	<ul style="list-style-type: none"> <li>ନାଟ୍ୟକାର ପ୍ରାଣବନ୍ଧୁକରଙ୍କ ସମ୍ପର୍କରେ କହିପାରିବେ</li> <li>ଏକାଙ୍କିକାର ବିଭିନ୍ନ ଚରିତ୍ର ସମ୍ପର୍କରେ କହିପାରିବେ</li> <li>ନାରୀଶିକ୍ଷା ଓ ଅଦୂରଦର୍ଶିତା ସମ୍ପର୍କରେ କହିପାରିବେ</li> <li>ବିଭିନ୍ନ ଚରିତ୍ରକୁ ଶ୍ରେଣୀଗୁହରେ ଅଭିନୟ କରିପାରିବେ</li> <li>ଚରିତ୍ର ଚିତ୍ରଣ କରିପାରିବେ</li> <li>ଭାଷାର ବିଭିନ୍ନ ପ୍ରୟୋଗ ଓ ବ୍ୟବହାର କରିପାରିବେ</li> </ul>	<ul style="list-style-type: none"> <li>ପ୍ରାଣବନ୍ଧୁ କରଙ୍କ ସମ୍ପର୍କରେ ଆଲୋଚନା</li> <li>ଏକାଙ୍କିକାର ଅଭିନୟ ଓ ହୃଦ୍‌ବୋଧ</li> <li>ପୃଷ୍ଠଭୂମି</li> <li>ବିଷୟବସ୍ତୁ ଓ ପରିଣାମ</li> <li>ବିଭିନ୍ନ ଚରିତ୍ରର ଅଭିନୟ</li> <li>ଚରିତ୍ର ଚିତ୍ରଣ</li> <li>ଅଭିନୟ ନିୟମ</li> <li>ପାଠ୍ୟଗତ ଭାଷାର ବିଭିନ୍ନ ପ୍ରୟୋଗ</li> <li>ସରକାରୀ ପତ୍ର ଓ ବିଭିନ୍ନ ଚିଠି</li> </ul>	<ul style="list-style-type: none"> <li>ଦୂର ପାହାଡ଼ ସୁନ୍ଦର ଏକାଙ୍କିକା ଅବଲମ୍ବନରେ ବର୍ଣ୍ଣନା କର</li> <li>ପ୍ରାଣବନ୍ଧୁ କରଙ୍କ ପରିଚୟ ପ୍ରଦାନ କର</li> <li>ଏକାଙ୍କିକାର ପୃଷ୍ଠଭୂମି ସଂକ୍ଷେପରେ ଜଣାଅ</li> <li>ବିମଳବାବୁଙ୍କ ଚରିତ୍ର ଚିତ୍ରଣ କର</li> <li>ଆତ୍ମାଓଡ଼ି ଯୋଜନା ସମ୍ପର୍କରେ ପ୍ରବନ୍ଧ ଲେଖ ।</li> </ul>	ଏହି ଏକାଙ୍କିକାର ଅନ୍ୟାନ୍ୟ ଚରିତ୍ର ସମ୍ପର୍କରେ ଆଲୋଚନା କର	ଲେଖକଙ୍କ ଅନ୍ୟାନ୍ୟ ଏକାଙ୍କିକା ସଂଗ୍ରହ କରି ପଢ଼ ।	ପାଠ୍ୟବହି, ଯୁଗ୍ମବହି, ଦୀକ୍ଷା ଆପ୍, କ୍ୟୁଆର୍ କୋଡ଼,
27	28		ପୁନରାବୃତ୍ତି ଏବଂ ଗଠନାତ୍ମକ ଆକଳନ -4	<b>FORMATIVE ASSESSMENT-4</b>				

Class: 9

Lesson-wise Plan - 2021-22

Subject: Odia

28	29	ମାଟିର ମଣିଷ	<ul style="list-style-type: none"> <li>ରାଧାମୋହନ ଗଡ଼ନାୟକଙ୍କ ସଂପର୍କରେ ଜାଣିବେ</li> <li>କବିତାଟି ସୁନ୍ଦର ସ୍ଵରରେ ଆବୃତ୍ତି କରିବେ</li> <li>କବିତାର ପୃଷ୍ଠଭୂମି ସଂପର୍କରେ ଜାଣିବେ</li> <li>କବିତାର ସାରମର୍ମ ନିଜ ଭାଷାରେ କହିପାରିବେ</li> <li>ଶିଳ୍ପ ସଭ୍ୟତାଭିମୁଖୀ ମଣିଷ ପୁଣି ମାଟିର ମଣିଷ କିପରି ହୋଇପାରିବ ଜାଣିବେ</li> <li>ଭାଷାର ବିଭିନ୍ନ ପ୍ରୟୋଗ ଓ ବ୍ୟବହାର ଜାଣିବେ</li> </ul>	<ul style="list-style-type: none"> <li>କବିତାର ପୃଷ୍ଠଭୂମି ସଂପର୍କରେ କହିବେ</li> <li>କବିତାଟି ସୁନ୍ଦର ସ୍ଵରରେ ଆବୃତ୍ତି କରିବେ</li> <li>କେତେକ ଭାଷାଗତ ପୂର୍ବ ପ୍ରସ୍ତୁତି କାର୍ଯ୍ୟକଳାପ ପ୍ରଦାନ କରିବେ</li> <li>ସମସ୍ତେ ଭାଗନେବାଭଳି ଦୃଷ୍ଟି ଦେବେ</li> <li>ଅକ୍ଷୟ ପିଲାଙ୍କୁ ସହାୟକ ହେବେ</li> </ul>	<ul style="list-style-type: none"> <li>କବିତାଟି ଆବୃତ୍ତି କରିବେ</li> <li>ଭାଷାଗତ କାର୍ଯ୍ୟକଳାପ କରିବେ</li> <li>କଠିନ ଶବ୍ଦର ଅର୍ଥ ବୁଝିବେ</li> <li>କାର୍ଯ୍ୟକଳାପଗୁଡ଼ିକ ରେ ପରସ୍ପର ସହାୟକ ହେବେ</li> <li>ପୃଷ୍ଠଭୂମି ତଥା ସାରମର୍ମ ନିଜ ଭାଷାରେ କହିବେ</li> </ul>	<ul style="list-style-type: none"> <li>ଦଳଗତ ଭାବେ ପ୍ରଶ୍ନ ତିଆରି କରିବେ</li> <li>ଅନ୍ୟ ଦଳର ପ୍ରଶ୍ନର ଉତ୍ତର ଦେବେ</li> <li>ନିଜ ଦଳର କୃତିକୁ ପ୍ରଦର୍ଶନ କରିବେ</li> <li>ଭାଷାର ପ୍ରୟୋଗ ଓ ବ୍ୟବହାର କରିବେ</li> </ul>	<ul style="list-style-type: none"> <li>ରାଧାମୋହନ ଗଡ଼ନାୟକଙ୍କ ସଂପର୍କରେ ଅଧିକ ଜାଣିବେ</li> <li>ଅନ୍ୟାନ୍ୟ କୃତି ସଂଗ୍ରହ କରି ପଢ଼ିବେ</li> <li>ଅନ୍ୟାନ୍ୟ ପଲ୍ଲୀ କବିତା ସଂଗ୍ରହ କରି ପଢ଼ିବେ</li> </ul>	<ul style="list-style-type: none"> <li>ଅନ୍ତର୍ଜାଲରୁ ରାଧାମୋହନଙ୍କ କୃତିଗୁଡ଼ିକର ତାଲିକା କରିବେ</li> <li>ୟୁଟ୍ୟୁବରୁ ରାଧାମୋହନଙ୍କ କବିତା ଭିଡ଼ିଓ ଦେଖିବେ</li> <li>ଦୀକ୍ଷା ଆପରେ ଗୃହୀତ ଭିଡ଼ିଓ ଦେଖିବେ</li> </ul>
29	30	ଓଡ଼ିଆ ସାହିତ୍ୟ କଥା (1ମ ଭାଗ)	<ul style="list-style-type: none"> <li>ଓଡ଼ିଆ ସାହିତ୍ୟର ବିଭିନ୍ନ ଯୁଗ ସଂପର୍କରେ ଜାଣିବେ</li> <li>ଆଦି ଯୁଗ ଓ ପଞ୍ଚସଖା ଯୁଗର କବି/ଲେଖକ ଓ ସେମାନଙ୍କ କୃତି ଜାଣିବେ</li> <li>ତତ୍କାଳୀନ ଭାଷା ଓ ସାହିତ୍ୟର ଶୈଳୀ ମଧ୍ୟର ପାର୍ଥକ୍ୟ ଅନୁଭବ କରିବେ</li> <li>କାବ୍ୟଧାରା, ଶୈଳୀର</li> </ul>	<ul style="list-style-type: none"> <li>ଭାଷା ସାହିତ୍ୟର ଆବିର୍ଭାବ ସମ୍ପର୍କରେ କହିବେ</li> <li>ବିଭିନ୍ନ ଯୁଗର ଧାରଣା ଦେବେ</li> <li>ମୁଖ୍ୟ କାବ୍ୟ/କୃତିଗୁଡ଼ିକ ସଂପର୍କରେ ସଂକ୍ଷେପରେ କହିବେ</li> <li>ଭାଷାର ପ୍ରଚଳନ ପରିବର୍ତ୍ତନ, ବ୍ୟବହାର ସଂପର୍କରେ କହିବେ</li> <li>ପିଲାଙ୍କୁ କେତେକ କାର୍ଯ୍ୟକଳାପ ପ୍ରଦାନ କରିବେ</li> </ul>	<ul style="list-style-type: none"> <li>ଓଡ଼ିଆ ଭାଷା ଓ ସାହିତ୍ୟର ବିଭିନ୍ନ ଯୁଗ ସଂପର୍କରେ ଆଲୋଚନା କରିବେ</li> <li>ମୁଖ୍ୟ କବି/ଲେଖକଙ୍କ ଓ ତାଙ୍କ କୃତି ସଂପର୍କରେ ପଢ଼ିବେ</li> <li>କବି ଓ ତାଙ୍କ କୃତିର ଏକ ତାଲିକା କରିବେ</li> </ul>	<ul style="list-style-type: none"> <li>ଦଳଗତ କାର୍ଯ୍ୟକଳାପ ରେ ପ୍ରଶ୍ନ ତିଆରି କରି ଅନ୍ୟ ଦଳକୁ ପଚାରିବେ</li> <li>ଅନ୍ୟ ଦଳର ପ୍ରଶ୍ନର ଉତ୍ତର ଦେବେ</li> </ul>	<ul style="list-style-type: none"> <li>ଓଡ଼ିଆ ସାହିତ୍ୟର ଇତିହାସ ବହି ସଂଗ୍ରହ କରି ପଢ଼ିବେ</li> <li>ବିଭିନ୍ନ ଯୁଗ ସଂପର୍କିତ ଗ୍ରନ୍ଥ ସଂଗ୍ରହ</li> </ul>	<ul style="list-style-type: none"> <li>ଅନ୍ତର୍ଜାଲରୁ ବିଭିନ୍ନ ଲେଖକ/କବି ତା ଚିତ୍ର ସଂଗ୍ରହ କରିବେ</li> <li>ୟୁଟ୍ୟୁବରୁ କବି/ଲେଖକ ସଂପର୍କିତ</li> </ul>

Class: 9

Lesson-wise Plan - 2021-22

Subject: Odia

			<p>ସଂପର୍କରେ ଅବଗତ ହେବେ</p> <ul style="list-style-type: none"> <li>ମୁଖ୍ୟ କାବ୍ୟ ବା କୃତିର ସଂକ୍ଷିପ୍ତ ବିଷୟ ବସ୍ତୁ ସଂପର୍କରେ ଅବଗତ ହେବେ</li> <li>ସେ ସମୟର ସଂସ୍କୃତି, ପରମ୍ପରା ଐତିହ୍ୟ ଅବଗତ ହେବେ</li> <li>କାବ୍ୟ, ମହାକାବ୍ୟ, ନାଟକ, ପୁରାଣ, ଭଜନ, ଜଣାଣ ମଧ୍ୟର ପ୍ରଭେଦ ଜାଣିବେ</li> </ul>	<ul style="list-style-type: none"> <li>ସମସ୍ତେ ସକ୍ରିୟ ଅଂଶ ଗ୍ରହଣ କଲାଭଳି ଦେଖିବେ</li> <li>ଅଶକ୍ତ ପିଲାଙ୍କୁ ସହାୟତା ଦେବେ</li> </ul>	<ul style="list-style-type: none"> <li>କାର୍ଯ୍ୟକଳାପରେ ସକ୍ରିୟ ଭାଗନେବେ</li> <li>ସମୀକ୍ଷା କରିବେ</li> <li>ସାହିତ୍ୟର ବିଭିନ୍ନ ବିଭାଗ ସଂପର୍କରେ ଜାଣିବେ</li> </ul>	<ul style="list-style-type: none"> <li>ବିଭିନ୍ନ କାର୍ଯ୍ୟକଳାପ ଦଳଗତ ଭାବେ କରିବେ</li> <li>କବି ଓ ସେମାନଙ୍କ କୃତିକୁ ଏକ ସାରଣୀ କରି ପ୍ରଦର୍ଶନ କରିବେ</li> <li>ଯୁଗ ବିଭାଗ କରି ପ୍ରଦର୍ଶନ କରିବେ</li> </ul>	କରି ପଢ଼ିବେ	<p>ଭିଡ଼ିଓ ଦେଖିବେ</p> <ul style="list-style-type: none"> <li>ଦୀକ୍ଷା ଆପ୍ତରେ ଥିବା ଭିଡ଼ିଓ ଦେଖିବେ</li> </ul>
30	31	ଓଡ଼ିଆ ସାହିତ୍ୟ କଥା (1ମ ଭାଗ)	<ul style="list-style-type: none"> <li>ମଧ୍ୟଯୁଗ ବା ରୀତି ଯୁଗ ସଂପର୍କରେ ଜାଣିବେ</li> <li>ଏହି ଯୁଗର ବିଭିନ୍ନ କବି ଓ ଲେଖକଙ୍କ ସଂପର୍କରେ ଜାଣିବେ</li> <li>ମଧ୍ୟଯୁଗୀୟ କାବ୍ୟ ଓ କବିମାନଙ୍କ ତାଲିକା କରିବେ</li> <li>ମୁଖ୍ୟ କବିମାନଙ୍କ ପରିଚୟ</li> </ul>	<ul style="list-style-type: none"> <li>ମଧ୍ୟଯୁଗ ବା ରୀତି ଯୁଗ ସଂପର୍କରେ କହିବେ</li> <li>ଏହି ସମୟର ସ୍ୱତନ୍ତ୍ର ଶୈଳୀ କହିବେ</li> <li>କେତେକ କାର୍ଯ୍ୟକଳାପ ପ୍ରଦାନ କରିବେ</li> <li>ସମସ୍ତେ ସକ୍ରିୟ ଅଂଶ ଗ୍ରହଣ କଲାଭଳି ଦେଖିବେ</li> <li>ଅପାରଗ ପିଲାଙ୍କୁ ସହାୟତା କରିବେ</li> <li>ସମସ୍ତଙ୍କ କୃତି ପ୍ରଦର୍ଶନ କରାଇବେ</li> <li>ସବୁପିଲାଙ୍କ କୃତିକୁ ପ୍ରଶଂସା କରିବେ</li> </ul>	<ul style="list-style-type: none"> <li>ମଧ୍ୟଯୁଗ ସମ୍ପର୍କରେ ଆଲୋଚନା କରିବେ</li> <li>କବି ଓ କୃତିଗୁଡ଼ିକର ଏକ ତାଲିକା କରିବେ</li> <li>କବିମାନଙ୍କ ପରିଚୟ ପ୍ରଦାନ କରିବେ</li> <li>ସେମାନଙ୍କ କୃତିକୁ ସଂକ୍ଷେପରେ କହିବେ</li> <li>କାର୍ଯ୍ୟକଳାପଗୁଡ଼ିକ</li> </ul>	<ul style="list-style-type: none"> <li>ଦଳଗତ କାର୍ଯ୍ୟକଳାପରେ ପ୍ରଶ୍ନ ଓ ଉତ୍ତର କରି ଅନ୍ୟ ଦଳକୁ ପଚାରିବେ</li> <li>ଅନ୍ୟ ଦଳର ପ୍ରଶ୍ନର ଉତ୍ତର ଦେବେ</li> </ul>	<ul style="list-style-type: none"> <li>ବିଭିନ୍ନ କବିଙ୍କ ଲେଖା ସଂଗ୍ରହ କରି ପଢ଼ିବେ</li> <li>ବିଷୟବସ୍ତୁକୁ ଧରି କାବ୍ୟ/ କୃତିର ନାମ କହିପାରିବେ</li> </ul>	<ul style="list-style-type: none"> <li>ଅନ୍ତର୍ଜାଲରୁ ନିଜ ଇଂରାଜୀ କବିଙ୍କ ସଂପର୍କରେ ଖୋଜିବେ</li> <li>ୟୁଟ୍ୟୁବରୁ ଥିବା ଭିଡ଼ିଓଗୁଡ଼ିକୁ ଦେଖିବେ</li> </ul>

Class: 9

Lesson-wise Plan - 2021-22

Subject: Odia

			<p>ପ୍ରଦାନ କରିପାରିବେ</p> <ul style="list-style-type: none"> <li>କାବ୍ୟଧାରା, ରଚନାଶୈଳୀ ସଂପର୍କରେ ଅବଗତ ହେବେ</li> <li>କୃତିଗୁଡ଼ିକରେ ଥିବା ବିଭିନ୍ନ ଶୈଳୀ ଓ ପାର୍ଥକ୍ୟକୁ ହୃଦୟଙ୍ଗମ କରିବେ</li> </ul>		<p>ରେ ଅଂଶ ଗ୍ରହଣ କରିବେ</p> <ul style="list-style-type: none"> <li>ପରସ୍ପର ସହଯୋଗ କରିବେ</li> </ul>	<ul style="list-style-type: none"> <li>ନିଜ ଦଳର କୃତିକୁ ପ୍ରଦର୍ଶନ କରିବେ</li> <li>ଅନ୍ୟଦଳର କୃତିର ସମାଲୋଚନା କରିବେ</li> <li>କାର୍ଯ୍ୟକଳାପ ରେ ଭାଗନେଇ ବିଭିନ୍ନ ଘଟଣାବଳୀକୁ ନିଜ ଭାଷାରେ କହିବେ</li> </ul>	<ul style="list-style-type: none"> <li>ପାଠର ଭଲ ଲାଗୁଥିବା ଉତ୍କୃଷ୍ଟଗୁଡ଼ିକୁ ସଂଗ୍ରହ କରି ଲେଖିବେ</li> </ul>	<ul style="list-style-type: none"> <li>ଦୀକ୍ଷା ଆପ୍ତରେ ଥିବା ଭିଡ଼ିଓ ଦେଖିବେ</li> </ul>
31	32 ଏବଂ 33	ପୁନରାବୃତ୍ତି						
33	34, 35 ଏବଂ 36		<p>ସଂଗ୍ରହଶୀଳ ଆକଳନ -2 ଏବଂ ଅନ୍ୟାନ୍ୟ କାର୍ଯ୍ୟକଳାପ</p>	SUMMATIVE ASSESSMENT-2				

Class: 9

LABORATORY ACTIVITY CALENDAR - 2021-22

Subject: Mathematics

Week(s)	Lesson	Activity	Period	Required material	Other
4	Real Numbers	Constructing the square root spiral.	1	Paper, geometry box	
4	Lines and Angles	Different types of angles.	1	Chart, paper, pen, shapes of angles (models)	
6	Lines and Angles	Set square.	1	Set squares (geometry box)	
8	Co-Ordinate Geometry	Plotting points in various areas.		Graph paper, pencil, geometry box	
10	Co-Ordinate Geometry	Plotting points on the Cartesian space.	1	Graph paper, pencil, geometry box	
12	Triangles	Properties of a Triangle.	1	Model 7 triangle, chart, paper, pen geometry box	
14	Triangles	Compare two different triangles.	1	Chart, paper, geometry box	
16	Triangles	Prove the theorem	1	Paper, chart, geometry box	
18	Statistics	Collection of Data.	1	Paper, pen	
20	Statistics	Analysis of Data.	1	Paper, pen, graph paper	
22	Surface areas and Volumes	Making of cylinder.	1	Chart, cardboard, sketches, cutter	
24	Surface areas and Volumes	Making of sector.	1	Chart, cardboard, sketches, cutter	
26	Areas	A puzzle.	1	Paper, chart, pen	
28	Circles	Parts of Circle.	1	Chart, cardboard, pen, cutter.	
31	Proofs in mathematics	Different types of Patterns.	1	Chart, cardboard, tangram shapes	

Class: 9

LABORATORY ACTIVITY CALENDAR - 2021-22

Subject: Physical Science

S.No.	Name of the experiment	Date / week scheduled for	Equipment / Material required		Remarks
			Non consumables	Consumables	
1	<ul style="list-style-type: none"> <li>To find the acceleration and velocity of an object moving on an inclined track and draw the graph between distance and time.</li> </ul>	3 week	-	<ul style="list-style-type: none"> <li>Glass marbles, book, digital clock, long plastic tubes and steel plate.</li> </ul>	
2	<ul style="list-style-type: none"> <li>Separating the components of ink using paper chromatography.</li> </ul>	5 week	<ul style="list-style-type: none"> <li>Rectangular shaped filter paper, black marker (nonpermanent), water</li> </ul>	<ul style="list-style-type: none"> <li>Beaker, pencil and cello tape.</li> </ul>	
3	<ul style="list-style-type: none"> <li>To show the action and reaction forces acting on two different objects.</li> </ul>	9 week	-	<ul style="list-style-type: none"> <li>Test tube, rubber cork cap, Bunsen burner, laboratory stand and thread.</li> </ul>	
4	<ul style="list-style-type: none"> <li>To find out the change in the mass before and after a chemical reaction.</li> </ul>	10 week	<ul style="list-style-type: none"> <li>Sodium sulphate, Barium chloride, distilled water</li> </ul>	<ul style="list-style-type: none"> <li>Conical flask, spring balance, small test tube, retort stand, rubber cork, thread etc.</li> </ul>	
5	<ul style="list-style-type: none"> <li>Observing the types of images formed by a concave mirror and measuring the object distance and image distance.</li> </ul>	13 week	<ul style="list-style-type: none"> <li>A candle, paper</li> </ul>	<ul style="list-style-type: none"> <li>Wooden table, 30 cm metal scale or nearly 30 cm hack-saw blade and a brick.</li> </ul>	
6	<ul style="list-style-type: none"> <li>Sound is a form of energy</li> </ul>	19 week	-	<ul style="list-style-type: none"> <li>Tin can, balloon, rubber band, mirror, laser light</li> </ul>	

Class: 9

LABORATORY ACTIVITY CALENDAR - 2021-22

Subject: Physical Science

S.No.	Name of the experiment	Date / week scheduled for	Equipment / Material required		Remarks
			Non consumables	Consumables	
7	<ul style="list-style-type: none"> <li>To show displacement reaction and double displacement reaction</li> </ul>	23 week	<ul style="list-style-type: none"> <li>Copper sulphate solution</li> <li>Lead nitrate, Potassium iodine,</li> </ul>	<ul style="list-style-type: none"> <li>Test tubes ,iron nails</li> <li>Test tubes</li> </ul>	
8	<ul style="list-style-type: none"> <li>Understanding the increase and decrease in energy of an object</li> </ul>	25 week	-	<ul style="list-style-type: none"> <li>Table, hard spring</li> </ul>	
9	<ul style="list-style-type: none"> <li>To find the relative density of milk, groundnut oil and kerosene</li> </ul>	27 week	<ul style="list-style-type: none"> <li>milk, groundnut oil, kerosene</li> </ul>	<ul style="list-style-type: none"> <li>Small bottle of 50 ml. capacity (the bottle should weigh not less than 10gm), weighing balance and weights or electronic weighing machine</li> </ul>	
10	<ul style="list-style-type: none"> <li>To find the centre of gravity of an object</li> </ul>	31 week	-	<ul style="list-style-type: none"> <li>Stand, thread, stone, scale, irregular shape object</li> </ul>	



Class: 9

LABORATORY ACTIVITY CALENDAR - 2021-22

Subject: Biological science

S.No.	Name of the experiment	Date / week scheduled for	Equipment / Material required		Remarks
			Non consumables	Consumables	
1	• Observing Rheo leaf cells and Cheek cells	2 <sup>nd</sup> to 4 <sup>th</sup> week	• Microscope, Glass ware	• Staining reagents	
2	• T.S of leaf	5 <sup>th</sup> to 7 <sup>th</sup> week	• Microscope, Glass ware	• Staining reagents	
3	• Blood grouping	8 <sup>th</sup> to 10 <sup>th</sup> week	• Microscope, Glass ware	• Chemicals	
4	• Preparing semi-permeable membrane for experiments	11 <sup>th</sup> and 12 <sup>th</sup> week	• Glass ware	• Eggs, chemicals	
5	• Specimen observation	13 <sup>th</sup> and 14 <sup>th</sup> week	• Preserved specimens	-	
6	• Goat eye dissection	15 <sup>th</sup> to 17 <sup>th</sup> week	• Dissection set	• Goat eye	
7	• Choice box of cockroach	19 <sup>th</sup> to 21 <sup>th</sup> week	• Cardboard boxes	• Cockroaches	
8	• Visit to vermicompost yard, fields, RBK	22 <sup>th</sup> to 25 <sup>th</sup> week	-	-	
9	• Visit to nearby pond	26 <sup>th</sup> to 28 <sup>th</sup> week	-	-	
10	• Compost pit preparation and observation	29 <sup>th</sup> and 30 <sup>th</sup> week	-	-	
11	• Greenhouse effect experiment	31 <sup>st</sup> to 33 <sup>rd</sup> week	• Thermometers, plastic bottles	-	



## Academic Calendar - Physical Education Activity

Sl. No.	Month	Activity
1.	June	1. Conduct of skill test for 9th & 10th class students - June 20th to June 30th
2.	July	1. Conduct of skill test for 6th, 7th, & 8th class students - July 20th to July 30th
3.	August	1. Conduct of Mandal level sports meet U14 B&G - August 16th to August 20th 2. Conduct of Mandal level sports meet U17 B&G - August 21st to August 25th (only on events 1. Kabaddi, 2. Kho-Kho, 3. Volley Ball, 4. Throw ball, 5. Ball badminton, 6. Badminton, 7. Handball, 8. Soft ball, 9. Athletics) 3. Tournament cum Selection - procedure - Mandal winner and runner will participate in constituency level grig tournament (school), Mandal level selected player will participate in Constituency level. 4. Conduct of National Sports Day on August 29th.
4.	September	1. Conduct of Constituency level - SGF selection from U14, 17 B&G - September 6th - 12th (only Mandal selected players will participate in constituency level SGF selection) 2. Conduct of SGF selection for 9 events for District level SGF selections, only constituency selected players from September 25th to September 30th.
5.	October	1. Conduct of District level SGF selection for remaining games - October 5th to Oct 15th 2. Conduct of Constituency level inter mandal school competition (only 9 games) - October 25th to October 30th (only Mandal winner & runner will participate)
6.	November	1. Conduct of all SGF State meets (Inter District - November 1st to November 30th) - As per SGFI Norms 2. Conduct of Children Day celebration - November 14th
7.	December	1. Conduct of District level grigs tournament for 9 games - only constituency winner & runner will participate in District level grig tournament December 5th to December 15th
8.	January	1. Conduct of Intramurals for 6th, 7th, 8th class students - January 21st to January 25th 2022 2. Conduct of Intramurals for 9th, 10th class students - January 26st to January 30th 2022
9.	February	1. 2nd spell of skill test - February 10th to February 20th 2022
10.	March	1. Conduct of Battery test for 3rd class students at complex level March 10th to March 15th 2022
11.	April	1. Conduct of Battery Test for 3rd class at Mandal level - April 5th to April 10th 2022.

Class: 9

PHYSICAL EDUCATION CURRICULUM

Sl. No.	Month	Topic												Resources	Activities/ Process
		Warmup	Yoga	Mass Drill	Lezium	Gymnastics	Pyramids	Atheletics	Games	Minor Games	Marching	Dands	Aerobics		
1	June	8th Class Subject Recall	8th Class Subject Recall	Heavy Leg Exercises	Ghati Lezium: Dahane Ruck	Recall from 7,8 Classes	Recall from 8 Class	Sprint 100M	Revision	Kabaddi Kootha Poti	Recall from 8 Class	Sada Dand	Aerobics Exercises - Warmup-Exercise-Cool Down	Play Ground, Pictures, Chunnam, Whistle/ Drum, Rope, Balls, Music System, Relevant Equipment for Athletics and Games	Explanation, Exhibition, Observation, Response , Marching with Rhythmic. Formation according the situation. Lezioms
2	July		Trikonasana	Heavy Leg Exercises	Ghati Lezium: Dahane Ruck	Vaulting Box	Indian Pyramids (11 members)	Sprint 100M Practice	Revision	Circle Kho-Kho	Quick Marching	Seeda Dand			
3	August		Vajrasana, Tadasana	Heavy Leg Exercises	Dahane Ruck, Dahane Pow Chakra	Vaulting Box	Indian Pyramids (11 members)	Sprint 200M	Revision	Batching	Quick Marching with Salute	Above 2 Practice			
4	September		Dhanurasana	Abdominal Exercises	Ghati Lezium: Dahane Pow Chakra	Vaulting Box Exercises	Indian Pyramids (12 members)	Sprint 200M Practice	Revision	Throw with Running	Quick Marching with Salute and Commands)	Dand Jar			
5	October		Veerabhadrasana	Abdominal Exercises	Dahane Ruck, Dahane Pow Chakra	Vaulting Box Exercises	Indian Pyramids (12 members)	Sprint 400M	Revision	Kho-Kho Relay	Quick March with Right Turn	Gardhan Kasi			
6	November		Surya Namaskar	Abdominal Exercises	Baroda Lezium: Chandra-vath Biathak	Broad Horse - 1,2 Exercises	Indian Pyramids (13 members)	Javelin	Revision	Ball Pass Relay	Quick March with Right Turn	Above 2 Practice			
7	December		Bhujangasan, Sethubandhasan	Stepping Exercises	Baroda Lezium: Chandra-vath Biathak	Broad Horse - 3,4 Exercises	Indian Pyramids (13 members)	Hurdles 110M	Revision	Self Measurement, Time	Quick March with Left Turn	Pal Dand			

Sl. No.	Month	Topic												Resources	Activities/ Process
		Warmup	Yoga	Mass Drill	Lezium	Gymnastics	Pyramids	Atheletics	Games	Minor Games	Marching	Dands	Aerobics		
8	January		Sarvangasan	Stepping Exercises	Baroda Lezium: Gazbell	Long Horse - 1,2 Exercises	Indian Pyramids ( More than 6 members)	Pole Vault	Revision	Self Folded Estimation	Quick March with Left Turn	Seena Dand			
9	February		Vruksha-sana, Savasan	Stepping Exercises	Baroda Lezium: Gazbell	Broad Horse - 1,2,3 Exercises	Indian Pyramids ( More than 13 members)	School Run	Revision	Self and Wave	Quick March with All Variations	Above 2 Practice			
10	March		Revision	Revision	Revision	Revision	Revision	Revision	Revision	Revision	Revision	Revision			

Class: 9

VALUE EDUCATION CURRICULUM

Week(s)	Principal Values	Values to be taught	Process	Suggested Material
1	Freedom	Questioning of freedom	Incident / Event	Real life events / Stories
2	Living with Satisfaction	Greed brings Grief	Essay / Article	Stories / events about Greed brings Grief
3-4	Character Building	Be bold and be friendly	Stories / Events	Real life events / Fairy tales
5-7	Life skills	Self awareness, identify the abilities and be a goal minded	Story / Narration	Real life events / Chandamama kathalu
8-9	Roles and Responsibilities	Protection of social property is our duty / responsibility	Event	Real life events
10	Savings	Speaks sparingly, not to talk non-sense	Poetry / Story / Event	Poetry / story / event on speaks sparingly
11-13	Health values	Maintaining nutritional values in our food	Essays	Essays on nutritious food, nutritious values of food
14	Respect towards Culture & Tradition	Respect the Indian family values	Mythological stories	Essays on Indian family system
15-17	Environmental Protection	To know the how industrial revolution pollute the environment	News / Events/ Essays	Essays on Industrial or technical revolution
18-19	Scientific Attitude	Being aware of Bio-diversity	Auto biography / Stories	Stories of essays on Bio-diversity
20	Truth & Justice	To know the Success is in the lawful fight	News / Essays	Real life events / News / Essays
21	Peace, Non-violence and Living Together	To understand that violent actions are harmful	News / Events	News / Events / Real life events
22	Dignity of Labour	To realize that every service is precious	Story / Events	Stories on different services and served peoples in the society.

Week(s)	Values	Values to be learn	Process	Suggested Material
23-24	Service Motto	To respect and identify the different services in the society	Stories / Events	Events or stories on different occupations in society
25	Equality, Fraternity Respect towards Women	Recognize the importance of women education	Stories / Essays / Events	Real life events
26	Nationalism - Patriotism	Recognize and fulfill the fundamental duties	Stories / Essays / Events	Stories on Partriotism
27	Secularism - Communal Harmony	Co-exist with all religions	Stories / Events	Moral stories on different religions
28	Respect towards Democratic Values implementation	Role of the people to elect the right leader	Stories / News Essays	News on democracy - Role of the people

**SUPW Curriculum**

**Class : VIII - X**

Monthly	Activity	Material required
June	Leaf printing	Chart papers, poster colours, different shapes of leaves.
	Milk Shake	Discussion
July	Sand art	Craft papers, sand / rangoli, glue
August	Clay articles	Clay, water
	Pizza making	Discussion
September	Decorative envelope	Craft papers, decorative material, glue
	Juice preparation	Discussion
October	Wall hanging with matchsticks	Card board, scissors
November	Jelly fish bottles	Cool drink plastic bottles, scissors, glue
December	Plastic bottle flowers	Plastic bottle, paints, scissors
	New dish with left over food	Discussion
January	Rangoli	Rangoli, colours
February	Using plastic bottles for plants	Plastic bottles, soil, pebbles, seeds / sapling
	Candle stand with plastic bottles	Plastic bottle, paints, glue





## ఆనందవేదిక



- సంతోషకరమైన మరియు సమర్థవంతమైన విలువలతో కూడిన విద్యార్థి అభివృద్ధి లక్ష్యంగా ఆనందవేదిక కార్యక్రమం రూపొందింది.
- విలువల అనుభూతి ప్రాధాన్యంగా రూపొందించబడిన ఈ విద్యాప్రణాళికలోని విలువలు ఆనంద వేదిక కార్యక్రమం ద్వారా విద్యార్థులలో పెంపొందించే విలువలు

1. ప్రేమ - వాత్సల్యం

2. గౌరవం

3. కృతజ్ఞత

4. విధేయత

5. సహానుభూతి

6. ప్రశంస

7. ఐకమత్యం

8. సత్యం-వివేకం

9. అంగీకారం

పై 9 విలువలను పెంపొందించుట కొరకు ఒక్కొక్క విలువకు 4 కథలు తయారు చేయటం జరిగింది. పై కథలను చెప్పటం, వాటిని పిల్లలచే చెప్పించటం జరుగుతుంది మరియు ఉపాధ్యాయులు కథలకు సంబంధించిన కృత్యాలను నిర్వహించి విద్యార్థుల నుండి ప్రతిస్పందనలు రాబట్టడం ద్వారా వారిలో ప్రవర్తనామార్పు తీసుకురావడం ఆనందవేదిక ప్రధాన లక్ష్యం.

### ఆనందవేదిక కార్యక్రమం అమలు:

- ఆనందవేదిక పీరియడ్‌ను ఒక్కొక్క తరగతికి ఒక్కొక్క ఉపాధ్యాయుని నియమించాలి.
- ప్రతిరెండు నెలలకు ఒకసారి మొదటి శనివారం చివరి రెండు పీరియడ్లు మొత్తం పాఠశాల ఆనందవేదిక నిర్వహించాలి.
- లెవల్-4లో (9,10 తరగతులకు) జీవన నైపుణ్యాలపై ప్రత్యేక శిక్షణ నిర్వహించాలి.






### ప్రణాళిక:

సోమవారం	-	మైండ్‌ఫుల్‌నెస్ యాక్టివిటీ
మంగళ వారం, బుధవారం	-	కథాసమయం
గురువారం, శుక్రవారం	-	కృత్య సమయం
శనివారం	-	వ్యక్తికరణలు

Class: 10

Lesson-wise Plan - 2021-22






Subject: Social Studies

Week(s)	Unit / Lesson	Learning outcome(s)	Activities by			References	
			 Teacher	 Individual	 Group	 Physical	 Digital
1-2	India-Relief features	<p>The students will be able to ...</p> <ul style="list-style-type: none"> <li>understand about the location, physical features ,IST etc..</li> <li>differentiate east, west coastal plains, ghats.</li> <li>locate &amp; Draw India physical, political maps.</li> <li>discuss the importance of Himalayas; the reason for density of population in plains.</li> <li>explain the ecological importance of islands.</li> </ul>	<p>Introduction</p> <p>Location</p> <ol style="list-style-type: none"> <li>Geographical back-ground</li> <li>Major relief divisions</li> <li>Map practice</li> </ol>	<p>work out the maps on page no:1,3,10 and study them</p>	<ol style="list-style-type: none"> <li>Clay model of India</li> <li>States and capitals map Qno:8</li> <li>Analysis the figures on page no:6, 8, 9</li> </ol>	<p>NCERT official YouTube videos watch the videos through DIKSHA and YouTube</p>	<p>India maps (political and physical)</p> <p>World map</p> <p>NCERT class 1-X</p>
3-4	The world between wars(1900-1950) part 1	<p>The students will be able to ...</p> <ul style="list-style-type: none"> <li>understand the concept of age of extremes;Reasons of world War</li> <li>explain the consequences of world wars</li> <li>classify the nations in the content of secret alliances</li> <li>*Locate the countries in the world map</li> <li>analyse the timeliness and garphs</li> </ul>	<p>Introduction</p> <ol style="list-style-type: none"> <li>World wars - ominous facts</li> <li>Causes of the two world wars compared</li> <li>The special context of the second world war</li> </ol>	<ol style="list-style-type: none"> <li>Analyse the graph 1,2 and time line</li> <li>Compare and contrast the reasons for world War 1 and 2</li> </ol>	<ol style="list-style-type: none"> <li>Discuss the figures in page no:177</li> <li>Analyse the graphs 1,2 time line</li> <li>Prepare posters on consequences of wars</li> </ol>	<p>watch the videos through DIKSHA and YouTube</p>	<p>NCERT</p> <p>World map</p> <p>Europe map</p>

Class: 10

Lesson-wise Plan - 2021-22






Subject: Social Studies

Week(s)	Unit / Lesson	Learning outcome(s)	Activities by			References	
			 Teacher	 Individual	 Group	 Physical	 Digital
4	Ideas of development	The students will be able to... <ul style="list-style-type: none"> <li>understand the concept of development goods</li> <li>identify the relation between the IMR, literally NAR and percapita income.</li> <li>analyse the data in the table-3, 4, 5, 6.</li> <li>explain the initiative of the HP in the schooling revolution.</li> </ul>	Introduction 1. What development promises-different goals 2. How to compare different countries or states 3. Development as progress over time	1. Prepare the poster on the education initiatives of our state. 2. Collect the information of N.I, P.I of present year.	Collect info of any 10 states as per table 4 analyse the data.	Watch the videos through DIKSHA and YouTube	Economics data of recent times
5	The world between wars (1900-1950) part 2	The students will be able to... <ul style="list-style-type: none"> <li>explain the reasons and consequences of socialist revolution in Russia.</li> <li>analyse the time lines and understand the concepts in sequential order.</li> <li>discuss the situations of the great depression and comment on its consequences.</li> <li>explain the factors for the growth of Nazism in Germany and its role in the second world war.</li> </ul>	Introduction 1. Russian socialist revolution, 2. The great depression. 3. Rise of Nazism in Germany	1. Analyse the timeline. 2. Practise the map 198 and study it.	1. Collect the info about socialism. 2. Prepare a self made atlas about the countries in the lesson	Watch the videos through DIKSHA and YouTube Search in Google for more information	World map, NCERT Books

Class: 10

Lesson-wise Plan - 2021-22






Subject: Social Studies

Week(s)	Unit / Lesson	Learning outcome(s)	Activities by			References	
			 Teacher	 Individual	 Group	 Physical	 Digital
6-7	Production and employment	<p>The students will be able to...</p> <ul style="list-style-type: none"> <li>• classify the economic sectors and their activities.</li> <li>• explain the concepts of GDP.</li> <li>• differentiate final and initial goods.</li> </ul>	<p>Introduction</p> <ol style="list-style-type: none"> <li>1. Sectors of economy.</li> <li>2. Gross domestic product.</li> <li>3. Changes in the importance of sectors.</li> <li>4. Value of goods and service produced and employment of people.</li> <li>5. How to create better conditions of employment</li> </ol>	<ol style="list-style-type: none"> <li>1. Workout the table (pg.no 28,29).</li> <li>2. Analyse the bar graphs pie graphs and tables</li> </ol>	<ol style="list-style-type: none"> <li>1. Collect the relevant data of the sectors for this year.</li> <li>2. Discuss the employment issues and collect information from your Neighbourhood</li> </ol>	<p>Watch the videos through DIKSHA and YouTube</p> <p>Search in Google for more information</p>	<p>Emploment data Sheet</p>

Class: 10

Lesson-wise Plan - 2021-22






Subject: Social Studies

Week(s)	Unit / Lesson	Learning outcome(s)	Activities by			References	
			 Teacher	 Individual	 Group	 Physical	 Digital
8	Climate of India	The students will be able to... <ul style="list-style-type: none"> <li>understand The concepts of climate and weather.</li> <li>explain the factors of influencing climate and weather.</li> </ul>	Introduction 1. Climate and weather factors influencing climate and weather. 2. Seasons. 3. Global warming and climate change 4. Impact of climate change in India.	Discuss the Graphs and tables in the chapter	Collect information about one week Temperature from different sources	Watch the videos through DIKSHA and YouTube Search in Google for more information	Weather reports
9-10	National Movement in India- Partition and Independence- 1939-47	The students will be able to... <ul style="list-style-type: none"> <li>understand the situations in British India and the in tension of British during war.</li> <li>analyse the development in muslim league emergence and expansion in politics.</li> <li>discuss the role of INA &amp; Subhash Chandra Bose in freedom movement.</li> </ul>	1. Should the War be supported by Indians? 1939-42 2. Who represents the people of the country? 3. The Hindu Mahasabha and the RSS	1. Collect information about freedom struggle during II war, 2. Prepare an essay on Netaji, Gandhi and Patel.	Collect information on integration of princely states and the reasons and consequences of partition of India	Watch the videos through DIKSHA and YouTube	Books from library, NCERT, Videos on Freedom movement

Class: 10

Lesson-wise Plan - 2021-22

Subject: Social Studies






Week(s)	Unit / Lesson	Learning outcome(s)	Activities by			References	
			 Teacher	 Individual	 Group	 Physical	 Digital
		<ul style="list-style-type: none"> <li>understand the British congress negotiations for transfer of power.</li> <li>discuss the reasons and consequences of partition of India.</li> <li>explain the need of integration of prince states and role of Sardar Vallabhai Patel in this context.</li> </ul>	4. The "Paki- stan" Resolu- tion 5. Who Will Make the British Quit India? 6. The popular Upsurge - 1946-48, 7. Muslim League and Congress - negotiation for transfer of power, 8. Partition and migrations, 9. Integration of States.	3. Collect the pictures of leaders in freedom movement.			
10-11	Indian Rivers and Water Resources	The students will be able to... <ul style="list-style-type: none"> <li>differentiate between Himalayan &amp; peninsular rivers.</li> <li>locate rivers and their course.</li> <li>explain water use from different source.</li> </ul>	1. The Hima- layan Rivers, 2. The Penin- sular Rivers, Water use, 3. Water use in the Tunga-	1. Locate the Rivers, 2. Prepare a table showing the details of River System in India,	Collect more examples like Hiware Bazar, Prepare poster on Rational Use of Water, Visit website APWALTA	Watch the videos through DIKSHA and YouTube Search in Google for more informa- tion	India Physical map



Class: 10

Lesson-wise Plan - 2021-22

Subject: Social Studies






Week(s)	Unit / Lesson	Learning outcome(s)	Activities by			References	
			 Teacher	 Individual	 Group	 Physical	 Digital
		<ul style="list-style-type: none"> <li>differentiate in flow &amp; out flow of water.</li> <li>understand the usage of water source in Hiware bazar.</li> <li>discuss on water as common pool of resources.</li> <li>understand about APWALTA.</li> <li>understand the challenge in distribution of Tungabhadra water.</li> </ul>	bhadra river basin. 4. Rational and equitable Use of water - an example, 5. Water as common pool resource.	3. Suggest measures for water conservation, 4. Express your views on water as common pool resource.			
12	Making of Independent India's Constitution	The students will be able to... <ul style="list-style-type: none"> <li>compare the Preambles of Nepal, Japan and India.</li> <li>explain the set up of Constituent Assembly and it's efforts in making the Constitution</li> <li>differentiate between the Parliamentary system and the Presidential system; Indian President and British Queen: Unitary and Federal features of Constitution.</li> <li>understand the debates on the Fundamental Rights</li> </ul>	1. Revisiting Indian Constitution, 2. Reading debates, 3. The making of Indian Constitution, 4. Reading Constituent Assembly Debates, 5. Examples of critiquing in CA debates,	1. Discuss the graph-1 (Page-240), 2. Tabulise the Unitary, Federal characteristic of Constitution, 3. Collect information about division of powers.	Prepare a poster on ideals discussed in the Preamble, Prepare an essay with details of any 5 important provisions of social engineering.	Watch the videos through DIKSHA and YouTube Search in Google for more information	Constitution model copy, Preamble chart



Class: 10

Lesson-wise Plan - 2021-22






Subject: Social Studies

Week(s)	Unit / Lesson	Learning outcome(s)	Activities by			References	
			 Teacher	 Individual	 Group	 Physical	 Digital
		<ul style="list-style-type: none"> <li>explain the provisions in the Constitution for social engineering.</li> <li>appreciate the efforts of Constitution makers.</li> </ul>	6. Example of debate on Fundamental Rights, 7. Constitution and 'social engineering', 8. The Constitution Today				
13	The People	The students will be able to... <ul style="list-style-type: none"> <li>understand the concept of census and its importance.</li> <li>participate in sample survey.</li> <li>understand the concepts in censuses.</li> <li>explain the concept Sex ratio and its impact in society.</li> <li>discuss literacy rate ; types of working population.</li> <li>explain the reasons and consequences of population change.</li> <li>identify the relationship between fertility rate and growth of population.</li> <li>study the population maps</li> </ul>	Introduction, 1. What does the census show? 2. Literacy Rates, 3. Changing population size, 4. Population density.	1. Analyse the graph 1,2 ,3,4 and tables, 2. Study the population maps, 3. Write an essay on problems of over population	1. Conduct census survey and consolidate the data. 2. Write an essay on population growth and its consequences.	Watch the videos through DIKSHA and YouTube Search in Google for more information	Census data, News papers, Data published by Govt and related concepts.

Class: 10

Lesson-wise Plan - 2021-22






Subject: Social Studies

Week(s)	Unit / Lesson	Learning outcome(s)	Activities by			References	
			 Teacher	 Individual	 Group	 Physical	 Digital
14	Independent India- ( The first 30 years- 1947-77)	<p>The students will be able to...</p> <ul style="list-style-type: none"> <li>• understand the situations of early independence.</li> <li>• explain about the first general election; one party dominance.</li> <li>• discuss the demand for State reorganisation.</li> <li>• analyse foreign policy; Anti-hindi agitation.</li> <li>• understand the reasons for the rise of regional aspirations.</li> <li>• explain the situations during emergency and it's impact.</li> <li>• analyse the measures for Socio economic change</li> </ul>	<p>Introduction,</p> <ol style="list-style-type: none"> <li>1. First General Elections,</li> <li>2. One Party Dominance in Political System,</li> <li>3. Demand for State Reorganisation,</li> <li>4. Social and Economic Change,</li> <li>5. Foreign Policy and Wars,</li> <li>6. The Succession, Anti-Hindi Agitation, Green revolution,</li> <li>7. Rise of Regional parties and Regional movements,</li> </ol>	<ol style="list-style-type: none"> <li>1. Study the Pie graphs</li> <li>2. Identify the reasons for Regional aspirations,</li> <li>3. Out line socio-Economic changes during this period</li> </ol>	<p>Discuss the policies of govt in promoting socialisation, Collect information about formation of SRC and States.</p>	<p>Watch the videos through DIKSHA and YouTube Search in Google for more information</p>	<p>Constitution model copy, Preamble chart</p>

Class: 10

Lesson-wise Plan - 2021-22






Subject: Social Studies

Week(s)	Unit / Lesson	Learning outcome(s)	Activities by			References	
			 Teacher	 Individual	 Group	 Physical	 Digital
			8. Bangladesh War, The left turn 9. Emergency.				
15	Globalization	The students will be able to... • understand the concept of Globalisation. • explain the flows of economic change. • discuss the factors that enable MNCs to establish and analyse their role in economy. • analyse the factors that enable globalization. • discuss the impact of globalisation in India and it's consequences. • explain the role of WTO & IMF.	Introduction, 1. Production across the countries. 2. Factories that have enabled Globalisation. 3. WTO. 4. Impacts of Globalisation in India. 5. World bank- IMF	1. Understand the Culture and Comment 2. Collect the list of MNC & categorise them into India and International	1. Collect various articles about Globalisation 2. Discuss the situations of small manufacturers in Globalisation	Watch the videos through DIKSHA and YouTube	News articles and editorials, International Journals
16	Emerging Political Trends- 1977-2000	The students will be able to... • understand the topics mentioned in timeline. • discuss the consequences of Emergency.	1. Introduction. Return of democracy after an emergency. 2. Emergence of National	1. Prepare notes for time line. 2. Discuss about TDP and NTR.	Collect information about the list of parties and importance of their rule in India	Watch the videos through DIKSHA & YouTube search in Google for more information	Symbols of different political parties

Class: 10

Lesson-wise Plan - 2021-22






Subject: Social Studies

Week(s)	Unit / Lesson	Learning outcome(s)	Activities by			References	
			 Teacher	 Individual	 Group	 Physical	 Digital
		<ul style="list-style-type: none"> <li>explain the importance of 1977 elections in Indian politics.</li> <li>discuss the situations in AP ,Assom and Punjab.</li> <li>explain the new initiatives in administration.</li> <li>discuss the trends in political concerns and it's importance.</li> <li>explain the concept and need of communication.</li> </ul>	aspiration. -AP -Assom movement -The Punjab agitation. 3. Rise of communication and corruption. 4. Era of coalition governments. 5. Political concerns in the last decade of the 20th century.				
19	Food Security	The students will be able to... <ul style="list-style-type: none"> <li>discuss the need of food security and food security act-2013.</li> <li>understand the concepts of food grain production and its availability</li> <li>discuss the importance of PDS in India</li> </ul>	Introduction 1. Availability of food grains. 2. Access to food. 3. PDS. 4. Nutrition status.	1. Study the graphs in team 2. Know about food and Nutrients 3. Discuss the role of Anganwadi	1. Prepare poster on food security. 2. Prepare a project on MDM in your school & Suggest measures to implements.	Watch the videos through DIKSHA and YouTube Search in Google for more information	NCERT books, Health bulletins, News journals

Class: 10

Lesson-wise Plan - 2021-22






Subject: Social Studies

Week(s)	Unit / Lesson	Learning outcome(s)	Activities by			References	
			 Teacher	 Individual	 Group	 Physical	 Digital
		<ul style="list-style-type: none"> <li>understand the Nutrition status in India</li> <li>explain the need of MDM and suggest measures to improve it.</li> </ul>		in promoting nutrition.			
20	Post war World and India	<p>The students will be able to...</p> <ul style="list-style-type: none"> <li>understand the concepts of cold war and its impact.</li> <li>discuss the aftermath of World war-II,</li> <li>explain the concept of UNO and its role,</li> <li>explain NAM and West Asian Conflicts,</li> <li>understand the concept of nationalism in middle east.</li> <li>explain India's foreign policies and its relations with neighboring countries,</li> <li>analyse the graphs and Maps.</li> </ul>	<ol style="list-style-type: none"> <li>Aftermath of world war-2.</li> <li>UNO.</li> <li>The two camps and the cold war.</li> <li>Non-Alignment movement.</li> <li>West asian conflicts.</li> <li>Peace movements; collapse of USSR and end of the cold war.</li> <li>India and its neighbours.</li> </ol>	<ol style="list-style-type: none"> <li>Study the maps &amp; graphs.</li> <li>Discuss India's foreign policy.</li> </ol>	Collect information about India's relations with China, Srilanka, Pakistan and Bangladesh	Watch the videos through DIKSHA & YouTube Search in Google for more information	World map

Class: 10

Lesson-wise Plan - 2021-22

Subject: Social Studies






Week(s)	Unit / Lesson	Learning outcome(s)	Activities by			References	
			 Teacher	 Individual	 Group	 Physical	 Digital
21	Sustainable development with equity	The students will be able to... <ul style="list-style-type: none"> <li>analyse the Graphs.</li> <li>understand the Concepts of Sustainable development.</li> <li>discuss the concepts of development and Environment with examples.</li> </ul>	1. Looking at development again. 2. Environment and development. 3. People's rights over the environment. 4. Towards sustainable development with equity.	1. Analyze the Graphs 2. Discuss on people rights over environment.	Discuss on Bavamahalia's letter in the context of environment.	Watch the videos through DIKSHA and YouTube Search in Google for more information	News journals, Library books
22	People and Settlement	The students will be able to... <ul style="list-style-type: none"> <li>understand the emergence of settlements and how they change.</li> <li>understand the types of settlement.</li> <li>differentiate between site and situation.</li> <li>organize the settlements based on population &amp; features.</li> <li>discuss the hierarchy of Indian settlements.</li> <li>analyze the Urbanization and its consequences.</li> </ul>	1. What is settlement? How did settlements begin? 2. Expansion of agriculture and emergence of towns. 3. Why do settlements change?	1. Study the tables and analyze them, 2. Give examples of Aerotropolis, 3. Discuss the problems of Urbanization.	Tabulate few Indian cities based on hierarchy discussed in Page no 97	Watch the videos through DIKSHA and YouTube Search in Google for more information	Chart showing different Places with settlements



Class: 10

Lesson-wise Plan - 2021-22

Subject: Social Studies






Week(s)	Unit / Lesson	Learning outcome(s)	Activities by			References	
			Teacher	Student		Physical	Digital
				 Individual	 Group		
			4. What kind of places attracted settlements. 5. How are settlements organized? 6. Urbanization in India. 7. Indian settlements hierarchy. 8. Aerotropolis. 9. Urbanization problems.				
23	People and Migration	The students will be able to... <ul style="list-style-type: none"> <li>• measures and classify the patterns of Migrations.</li> <li>• study/Analyze maps and Graphs.</li> <li>• classify the types of migration.</li> <li>• discuss the reasons and consequences of migration.</li> </ul>	1. Ramaiah - a migrant teacher. 2. Measure & classify. 3. Classify migration patterns.	1. Discuss Reasons for migration, 2. Impact of migration both on family and economy	Study maps in page no 104, 105 Study the problems of migrants, Explain your views on forced Migration	Watch the videos through DIKSHA and YouTube Search in Google for more information	Charts showing Migration



Class: 10

Lesson-wise Plan - 2021-22






Subject: Social Studies

Week(s)	Unit / Lesson	Learning outcome(s)	Activities by			References	
			 Teacher	 Individual	 Group	 Physical	 Digital
		<ul style="list-style-type: none"> <li>explain the impact of migration on migrants and economy.</li> <li>explain impact of International migration.</li> </ul>	4. Rural-urban migration. 5. Seasonal & Temporary migration. 6. What happens when people migrate. 7. International migration.				
25	Social Movements in our times	The students will be able to... <ul style="list-style-type: none"> <li>understand the concepts of Civil rights movements and Human rights movements.</li> <li>explain Anti-nuclear and Anti-War movements.</li> <li>analyze the environmental movements.</li> <li>discuss environmental movements and Social justice and Human rights.</li> </ul>	1. Civil rights & other movements of 1960s. 2. Globalisation, marginalised people 3. Environmental movements. 4. Green peace movement in Europe.	1. Write an essay on environmental movements in India. 2. Discuss the role of women in MeiraPaibi, Narmada bachao andolan.	Prepare a poster on Liquor ban in AP Work on the task on page no 310	Watch the videos through DIKSHA and YouTube Search in Google for more information	News journals, Social media.

Class: 10

Lesson-wise Plan - 2021-22






Subject: Social Studies

Week(s)	Unit / Lesson	Learning outcome(s)	Activities by			References	
			 Teacher	 Individual	 Group	 Physical	 Digital
			5. Bhopal gas disaster. 6. Environmental movements. 7. Social justice & Human Rights. 8. Social mobilisation on Human rights.				
26	National Liberation movements in colonies	The students will be able to... <ul style="list-style-type: none"> <li>• read map related to colonization,</li> <li>• discuss the situations in China</li> <li>• explain the political changes in China,</li> <li>• compare the impact of colonial rule in Vietnam, India, Nigeria,</li> <li>• understand the efforts of Vietnam and Nigeria in liberation from colonial rule,</li> <li>• analyse the oil &amp; environmental aspects in Nigeria.</li> </ul>	Introduction. 1. China-two different phases. 2. Vietnam - Against two colonizers. 3. Nigeria - forming unity against the colonizers.	1. Locate the countries in world map, 2. Civilizing mission, 3. Pan Africanism	Comparative study of the countries with respect of Indian struggle against colonial rule.	Watch the videos through DIKSHA and YouTube Search in Google for more information	NECRT Books

Class: 10

Lesson-wise Plan - 2021-22






Subject: Social Studies

Week(s)	Unit / Lesson	Learning outcome(s)	Activities by			References	
			 Teacher	 Individual	 Group	 Physical	 Digital
27	Rampur- A Village Economy	The students will be able to... <ul style="list-style-type: none"> <li>understand the concept of Village economy,</li> <li>study &amp; Analyze the graphs &amp; table,</li> <li>explain land distribution and types of farmers,</li> <li>explain the factors of production,</li> <li>differentiate between physical and working capital, Discuss the non-farming activities of Rampur</li> </ul>	<ol style="list-style-type: none"> <li>The story of Rampur village.</li> <li>Land &amp; other resources.</li> <li>Organisation of production.</li> <li>Non-Farming Activities in Rampur.</li> </ol>	Study & Analyze the concepts & tables	Workout on table in Page No:128	watch the videos through DIKSHA and YouTube Search in Google for more information	Case studies
28	Citizens and Government	The students will be able to... <ul style="list-style-type: none"> <li>understand the concept of RTI,</li> <li>explain procedure to get information under RTI,</li> <li>explain the concepts of Legal services Authority Act,</li> <li>discuss its importance and objections</li> <li>explain the concept of free legal aid.</li> </ul>	Part-1 <ol style="list-style-type: none"> <li>Right to information. <ul style="list-style-type: none"> <li>-what is information.</li> <li>-who is responsible.</li> <li>-Exemptions for disclosure.</li> <li>-people &amp; RTI.</li> </ul> </li> </ol>	Why do we need RTI act : Discuss, What is the importance of Legal services Authority Act: Discuss	Visit a nearby Lokadalat or invite persons related to it to know more details of LokAdalats	Watch the videos through DIKSHA and YouTube Search in Google for more information	RTI model Chart  Judicial hierarchy chart

Class: 10

Lesson-wise Plan - 2021-22

Subject: Social Studies

Week(s)	Unit / Lesson	Learning outcome(s)	Activities by			References	
			 Teacher	 Individual	 Group	 Physical	 Digital
			Part-2 2. Legal services Authority -Introduction. -Objects of L.S.A. -Functions of L.S.A. -Who are entitled to get benefits under L.S.A. -Whom to approach and how. -Entertainment of disputes and benefits of lokAdalat.				
29-33	--	Revision	--	--	--	--	--